

Hungaroring
Swift Cup Europe
Qualifying
Final Results



Clas	Nº	Driver	Nat	Cat	Clas	Team	Nat	Vehicle	Laps	Best	Time	Gap	Interval	Km/h
1	587	Zsombor Pintér	HUN	1.4 Turbo	1	M1RA	HUN	Suzuki Swift 1.4 Turbo	6	5	2:10.592			120.7
2	505	Balázs Hartmann	HUN	1.4 Turbo	2	Q9 Ferenoval	HUN	Suzuki Swift 1.4 Turbo	7	6	2:10.932	0.340	0.340	120.4
3	507	Móric Csermely	HUN	1.4 Turbo	3	GFS Racing Team	HUN	Suzuki Swift 1.4 Turbo	6	5	2:11.014	0.422	0.082	120.3
4	501	Fabian Dybionka	POL	1.4 Turbo	4	Darek Nowicki Racing	POL	Suzuki Swift 1.4 Turbo	5	3	2:11.144	0.552	0.130	120.2
5	523	Márton Csuzi	HUN	1.4 Turbo	5	M1RA	HUN	Suzuki Swift 1.4 Turbo	6	2	2:11.396	0.804	0.252	120.0
6	550	István Bernula	HUN	1.4 Turbo	6	GFS Racing Team	HUN	Suzuki Swift 1.4 Turbo	11	2	2:11.414	0.822	0.018	120.0
7	547	Eszter Németh	HUN	1.4 Turbo	7	Széchenyi István Egyetem Sportegyesület	HUN	Suzuki Swift 1.4 Turbo	11	5	2:13.105	2.513	1.691	118.4
8	504	Balázs György	HUN	1.4 Turbo	8	GFS Racing Team	HUN	Suzuki Swift 1.4 Turbo	11	5	2:13.347	2.755	0.242	118.2
9	521	Vince Keller	HUN	1.4 Turbo	9	Car Competition Racing Team	HUN	Suzuki Swift 1.4 Turbo	11	2	2:13.442	2.850	0.095	118.1
10	528	Oskar Marszalkowski	POL	1.4 Turbo	10	Darek Nowicki Racing	POL	Suzuki Swift 1.4 Turbo	11	6	2:14.275	3.683	0.833	117.4
11	131	Bastian Frischmann	AUT	1.4 Turbo	11	Suzuki Team Austria	AUT	Suzuki Swift 1.4 Turbo	10	5	2:15.285	4.693	1.010	116.5
12	511	Krisztián Füge	HUN	1.4 Turbo	12	Wixxico	HUN	Suzuki Swift 1.4 Turbo	12	6	2:15.366	4.774	0.081	116.5
13	544	Zoltán Csuti	HUN	1.6	1	M1RA	HUN	Suzuki Swift 1.6	9	2	2:16.648	6.056	1.282	115.4
14	500	Egon Burkus	HUN	1.6	2	GFS Racing Team	HUN	Suzuki Swift 1.6	6	2	2:17.402	6.810	0.754	114.7
15	571	Maciej Szubczyński	POL	1.6	3	Darek Nowicki Racing	POL	Suzuki Swift 1.6	11	2	2:17.590	6.998	0.188	114.6
16	506	Milán Merk	HUN	1.6	4	GFS Racing Team	HUN	Suzuki Swift 1.6	11	8	2:18.501	7.909	0.911	113.8
17	577	József Merk	HUN	1.6	5	GFS Racing Team	HUN	Suzuki Swift 1.6	8	8	2:18.589	7.997	0.088	113.8
18	555	Borys Lisiecki	POL	1.6	6	Darek Nowicki Racing	POL	Suzuki Swift 1.6	11	5	2:18.804	8.212	0.215	113.6
19	565	Ferenc Hartmann	HUN	1.6	7	Q9 Ferenoval	HUN	Suzuki Swift 1.6	11	7	2:24.275	13.683	5.471	109.3
20	569	Ábel Sánta	HUN	1.4 Turbo	13	GFS Racing Team	HUN	Suzuki Swift 1.4 Turbo	2	2	2:24.761	14.169	0.486	108.9
21	551	Zichao Wang	DEU	1.6	8	GFS Racing Team	DEU	Suzuki Swift 1.6	10	9	2:38.877	28.285	14.116	99.2

*** PENALTIES**

SOME LAP TIME DELETED DUE TRACK LIMITS

Published at:.....

Track Temp: **37.3 °C** Air Temp: **29.9 °C** Humidity: **49 %** Track Status: **DRY**

Stewards:

David Major

Boglárka Budai

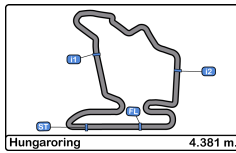
Gergely Éric

Timekeeper:

Luis Garcia

JOB-2654-ESP/M





Hungaroring
Swift Cup Europe
Qualifying
Final Results by Category



1.4 Turbo														
Clas	Nº	Driver	Nat	Cat	Clas	Team	Nat	Vehicle	Laps	Best	Time	Gap	Interval	Km/h
1	587	Zsombor Pintér	HUN	1.4 Turbo	1	M1RA	HUN	Suzuki Swift 1.4 Turbo	6	5	2:10.592			120.7
2	505	Balázs Hartmann	HUN	1.4 Turbo	2	Q9 Ferenoval	HUN	Suzuki Swift 1.4 Turbo	7	6	2:10.932	0.340	0.340	120.4
3	507	Móric Csermely	HUN	1.4 Turbo	3	GFS Racing Team	HUN	Suzuki Swift 1.4 Turbo	6	5	2:11.014	0.422	0.082	120.3
4	501	Fabian Dybionka	POL	1.4 Turbo	4	Darek Nowicki Racing	POL	Suzuki Swift 1.4 Turbo	5	3	2:11.144	0.552	0.130	120.2
5	523	Márton Csuzi	HUN	1.4 Turbo	5	M1RA	HUN	Suzuki Swift 1.4 Turbo	6	2	2:11.396	0.804	0.252	120.0
6	550	István Bernula	HUN	1.4 Turbo	6	GFS Racing Team	HUN	Suzuki Swift 1.4 Turbo	11	2	2:11.414	0.822	0.018	120.0
7	547	Eszter Németh	HUN	1.4 Turbo	7	Széchenyi István Egyetem	HUN	Suzuki Swift 1.4 Turbo	11	5	2:13.105	2.513	1.691	118.4
8	504	Balázs György	HUN	1.4 Turbo	8	GFS Racing Team	HUN	Suzuki Swift 1.4 Turbo	11	5	2:13.347	2.755	0.242	118.2
9	521	Vince Keller	HUN	1.4 Turbo	9	Car Competition Racing Team	HUN	Suzuki Swift 1.4 Turbo	11	2	2:13.442	2.850	0.095	118.1
10	528	Oskar Marszalkowski	POL	1.4 Turbo	10	Darek Nowicki Racing	POL	Suzuki Swift 1.4 Turbo	11	6	2:14.275	3.683	0.833	117.4
11	131	Bastian Frischmann	AUT	1.4 Turbo	11	Suzuki Team Austria	AUT	Suzuki Swift 1.4 Turbo	10	5	2:15.285	4.693	1.010	116.5
12	511	Krisztián Füge	HUN	1.4 Turbo	12	Wixxico	HUN	Suzuki Swift 1.4 Turbo	12	6	2:15.366	4.774	0.081	116.5
13	569	Ábel Sánta	HUN	1.4 Turbo	13	GFS Racing Team	HUN	Suzuki Swift 1.4 Turbo	2	2	2:24.761	14.169	9.395	108.9

1.6														
Clas	Nº	Driver	Nat	Cat	Clas	Team	Nat	Vehicle	Laps	Best	Time	Gap	Interval	Km/h
1	544	Zoltán Csuti	HUN	1.6	1	M1RA	HUN	Suzuki Swift 1.6	9	2	2:16.648			115.4
2	500	Egon Burkus	HUN	1.6	2	GFS Racing Team	HUN	Suzuki Swift 1.6	6	2	2:17.402	0.754	0.754	114.7
3	571	Maciej Szubczynski	POL	1.6	3	Darek Nowicki Racing	POL	Suzuki Swift 1.6	11	2	2:17.590	0.942	0.188	114.6
4	506	Milán Merk	HUN	1.6	4	GFS Racing Team	HUN	Suzuki Swift 1.6	11	8	2:18.501	1.853	0.911	113.8
5	577	József Merk	HUN	1.6	5	GFS Racing Team	HUN	Suzuki Swift 1.6	8	8	2:18.589	1.941	0.088	113.8
6	555	Borys Lisiecki	POL	1.6	6	Darek Nowicki Racing	POL	Suzuki Swift 1.6	11	5	2:18.804	2.156	0.215	113.6
7	565	Ferenc Hartmann	HUN	1.6	7	Q9 Ferenoval	HUN	Suzuki Swift 1.6	11	7	2:24.275	7.627	5.471	109.3
8	551	Zichao Wang	DEU	1.6	8	GFS Racing Team	DEU	Suzuki Swift 1.6	10	9	2:38.877	22.229	14.602	99.2

*** PENALTIES**

SOME LAP TIME DELETED DUE TRACK LIMITS

Published at:.....

Track Temp: 37.3 °C Air Temp: 29.9 °C Humidity: 49 % Track Status: DRY

Stewards:

David Major

Boglárka Budai

Gergely Éric

Timekeeper:

Luis Garcia

JOB-2654-ESP/M





Hungaroring
Swift Cup Europe
Qualifying
Lap Analysis



131 Bastian Frischmann Suzuki Swift 1.4 Turbo **505** Balázs Hartmann Suzuki Swift 1.4 Turbo
 1.4 Turbo Suzuki Team Austria 1.4 Turbo Q9 Ferenoval

Lap	D	Time	Sector 1	Sector 2	Sector 3	T. Spd	Elapsed	Lap	D	Time	Sector 1	Sector 2	Sector 3	T. Spd	Elapsed
1		19:18:47.209	19:17:11.316	56.102	39.791		19:18:47.209	1		19:25:07.527 P	19:22:27.187	1:26.713	1:13.627		19:25:07.527
2		2:16.238	50.206	48.917	37.115	163.8	19:21:03.447	2		10:22.131	8:06.734	1:16.961	58.436		19:35:29.658
3		2:39.179 P	48.991	50.509	59.679	162.6	19:23:42.626	3		2:11.263	47.562	47.539	36.162	170.0	19:37:40.921
4		10:52.493	9:24.595	50.102	37.796		19:34:35.119	4		2:45.617 P	1:01.556	58.130	45.931	155.1	19:40:26.538
5		2:15.285	49.086	48.763	37.436	163.8	19:36:50.404	5		4:20.501	2:42.006	58.507	39.988		19:44:47.039
6		2:30.827	49.480	1:00.090	41.257	161.6	19:39:21.231	6		2:10.932	47.355	47.277	36.300	171.4	19:46:57.971
7		2:36.151 P	49.132	51.548	55.471	162.1	19:41:57.382	7		2:58.880 P	1:04.677	1:01.542	52.661	113.8	19:49:56.851
8		4:02.611	2:28.225	55.243	39.143		19:45:59.993	8			4:41.431	1:15.947			
9		2:15.739	49.158	48.929	37.652	162.8	19:48:15.732								
10		2:15.501		3:04.641	37.441	162.1	19:50:31.233								
11			1:09.337	1:12.018		161.4									

500 Egon Burkus Suzuki Swift 1.6 **506** Milán Merk Suzuki Swift 1.6
 1.6 GFS Racing Team 1.6 GFS Racing Team

Lap	D	Time	Sector 1	Sector 2	Sector 3	T. Spd	Elapsed	Lap	D	Time	Sector 1	Sector 2	Sector 3	T. Spd	Elapsed
1		19:18:58.822	19:17:17.698	56.459	44.665		19:18:58.822	1		19:19:13.060	19:17:30.396	53.781	48.883		19:19:13.060
2		2:17.402	50.307	49.306	37.789	160.2	19:21:16.224	2		2:19.479		3:23.883	38.260	160.0	19:21:32.539
3		2:40.469 P	50.850	55.421	54.198	159.7	19:23:56.693	3		2:54.881 P	51.045	1:02.218	1:01.618	159.7	19:24:27.420
4		11:14.474	9:45.535	50.296	38.643		19:35:11.167	4		10:33.237	9:02.389	52.160	38.688		19:35:00.657
5		2:18.496	50.643	49.666	38.187	158.8	19:37:29.663	5		2:19.040	50.381	50.574	38.085	157.8	19:37:19.697
6		2:25.357 P	50.697	50.217	44.443	158.1	19:39:55.020	6		2:18.524		3:09.271	37.912	158.1	19:39:38.221
7			2:20.461	59.449				7		2:20.067	50.774	50.387	38.906	158.8	19:41:58.288
								8		2:18.501		3:09.662	38.132	160.0	19:44:16.789
								9		2:18.882	50.534	49.881	38.467	158.3	19:46:35.671
								10		2:18.986	51.010	49.890	38.086	158.8	19:48:54.657
								11		2:20.490	50.304	51.686	38.500	158.3	19:51:15.147
								12			1:17.091	1:10.827		108.6	

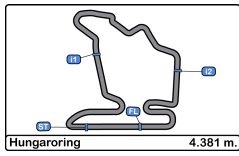
501 Fabian Dybionka Suzuki Swift 1.4 Turbo **507** Móric Csermely Suzuki Swift 1.4 Turbo
 1.4 Turbo Darek Nowicki Racing 1.4 Turbo GFS Racing Team

Lap	D	Time	Sector 1	Sector 2	Sector 3	T. Spd	Elapsed	Lap	D	Time	Sector 1	Sector 2	Sector 3	T. Spd	Elapsed
1		19:18:14.512	19:16:49.422	47.886	37.204		19:18:14.512	1		19:25:09.511 P	19:22:31.703	1:23.904	1:13.904		19:25:09.511
2		2:11.780	47.377	47.799	36.604	173.6	19:20:26.292	2		9:09.866	7:42.640	50.292	36.934		19:34:19.377
3		2:11.144	47.361	47.408	36.375	172.8	19:22:37.436	3		2:11.125	47.471	47.470	36.184	170.0	19:36:30.502
4		3:18.287 P	1:09.664	1:08.001	1:00.622	120.5	19:25:55.723	4		2:58.403	1:10.509	1:09.196	38.698	135.8	19:39:28.905
5		21:36.503	19:48.666	1:01.416	46.421		19:47:32.226	5		2:11.014	47.132	47.397	36.485	172.2	19:41:39.919
6			52.339	59.871		174.4		6		3:11.054 P	1:04.870	1:11.172	55.012	129.4	19:44:50.973
								7			9:27.995	1:13.843			

504 Balázs György Suzuki Swift 1.4 Turbo **511** Krisztián Füge Suzuki Swift 1.4 Turbo
 1.4 Turbo GFS Racing Team 1.4 Turbo Wixxico

Lap	D	Time	Sector 1	Sector 2	Sector 3	T. Spd	Elapsed	Lap	D	Time	Sector 1	Sector 2	Sector 3	T. Spd	Elapsed
1		19:18:52.313	19:17:13.236	56.214	42.863		19:18:52.313	1		19:20:28.054	19:18:59.373	51.120	37.561		19:20:28.054
2		2:14.346	47.829	49.488	37.029	171.9	19:21:06.659	2		2:17.566	49.429	49.623	38.514	169.2	19:22:45.620
3		2:43.262 P	48.263	50.389	1:04.610	172.8	19:23:49.921	3		3:35.607 P	1:10.751	1:16.335	1:08.521	106.9	19:26:21.227
4		10:39.923	9:07.998	52.376	39.549		19:34:29.844	4		8:00.038	6:33.532	49.365	37.141		19:34:21.265
5		2:13.347	48.184	48.340	36.823	171.4	19:36:43.191	5		2:45.264	49.005	48.790	37.466	169.8	19:36:36.526
6		2:13.458	48.035	48.583	36.840	172.2	19:38:56.649	6		2:15.366	49.332	48.877	37.157	168.7	19:38:51.892
7		2:13.546	47.966	48.621	36.959	172.2	19:41:10.195	7		2:15.772	49.429	48.782	37.561	169.2	19:41:07.664
8		2:20.952	50.924	51.849	38.179	160.4	19:43:31.147	8		2:16.249	49.251	49.152	37.846	169.5	19:43:23.913
9		2:13.650	48.197	48.652	36.801	172.8	19:45:44.797	9		2:17.320	50.366	49.482	37.472	169.5	19:45:41.233
10		2:14.635	48.449	48.572	37.614	172.5	19:47:59.432	10		2:18.793	50.458	49.539	38.796	168.4	19:48:00.026
11		2:52.059 P	55.364	56.104	1:00.591	165.6	19:50:51.491	11		2:16.580	49.711	49.162	37.707	170.6	19:50:16.606
12			3:28.852	1:13.985				12		2:16.949	49.768	49.607	37.574	169.5	19:52:33.555
								13			1:01.988	59.662		122.0	





Hungaroring
Swift Cup Europe
Qualifying
Lap Analysis



521 Vince Keller Suzuki Swift 1.4 Turbo **547** Eszter Németh Suzuki Swift 1.4 Turbo
 1.4 Turbo Car Competition Racing Team 1.4 Turbo Széchenyi István Egyetem

Lap D	Time	Sector 1	Sector 2	Sector 3	T. Spd	Elapsed	Lap D	Time	Sector 1	Sector 2	Sector 3	T. Spd	Elapsed
1	19:20:00.389	19:18:34.709	48.766	36.914		19:20:00.389	1	19:18:56.365	19:17:16.113	56.223	44.029		19:18:56.365
2	2:13.442	48.119	48.559	36.764	169.0	19:22:13.831	2	2:14.478	48.432	48.677	37.369	172.2	19:21:10.843
3	3:05.023 P	53.747	1:04.496	1:06.780	168.2	19:25:18.854	3	2:41.438 P	47.942	50.742	1:02.754	172.5	19:23:52.281
4	10:23.570	8:58.112	48.628	36.830		19:35:42.424	4	10:33.811	9:04.689	50.018	39.104		19:34:26.092
5	2:13.533	48.136	48.406	36.991	168.2	19:37:55.957	5	2:13.105	48.024	48.355	36.726	171.4	19:36:39.197
6	2:14.633	48.241	48.776	37.616	168.2	19:40:10.590	6	2:13.681	47.937	48.618	37.126	172.2	19:38:52.878
7	2:21.106	48.075	53.074	39.957	169.0	19:42:31.696	7	2:38.261 P	56.605	53.794	47.862	143.0	19:41:31.139
8	2:18.404	53.031	48.272	37.101	155.8	19:44:50.100	8	2:58.418	1:29.705	50.080	38.633		19:44:29.557
9	2:14.026	48.361	48.528	37.137	169.8	19:47:04.126	9	2:30.028	47.890	50.361	51.777	170.6	19:46:59.585
10	2:13.933	48.214	48.645	37.074	169.8	19:49:18.059	10	2:13.449	47.914	48.468	37.067	171.7	19:49:13.034
11	2:13.702	48.034	48.482	37.186	169.2	19:51:31.761	11	2:13.237	47.821	48.395	37.021	172.8	19:51:26.271
12		57.768	59.408		133.9		12		1:07.801	1:10.976			149.5

523 Márton Csuzi Suzuki Swift 1.4 Turbo **550** István Bernula Suzuki Swift 1.4 Turbo
 1.4 Turbo M1RA 1.4 Turbo GFS Racing Team

Lap D	Time	Sector 1	Sector 2	Sector 3	T. Spd	Elapsed	Lap D	Time	Sector 1	Sector 2	Sector 3	T. Spd	Elapsed
1	19:18:38.618	19:17:05.568	55.656	37.394		19:18:38.618	1	19:19:35.690	19:18:11.220	47.580	36.890		19:19:35.690
2	2:11.396	47.313	47.563	36.520	173.9	19:20:50.014	2	2:11.414	47.364	47.514	36.536	173.3	19:21:47.104
3	2:24.030 P	47.600	47.471	48.959	171.7	19:23:14.044	3	3:26.507 P	47.710	1:22.398	1:16.399	173.0	19:25:13.611
4	23:42.193	22:12.185	52.388	37.620		19:46:56.237	4	10:58.330	9:11.526	1:02.738	44.066		19:36:11.941
5	2:10.799	47.114	47.232	36.453	174.1	19:49:07.036	5	2:13.184	47.328	47.921	37.935	172.2	19:38:25.125
6	2:11.654	47.335	47.574	36.745	173.0	19:51:18.690	6	2:12.256	47.354	47.749	37.153	173.6	19:40:37.381
7		1:09.530	59.083		133.1		7	2:20.160	47.659	51.323	41.178	172.5	19:42:57.541
							8	2:11.915	47.576	47.497	36.842	174.1	19:45:09.456
							9	2:13.152	48.195	47.882	37.075	171.9	19:47:22.608
							10	2:12.562	47.710	47.866	36.986	172.5	19:49:35.170
							11	2:27.494 P	47.649	51.902	47.943	173.3	19:52:02.664
							12		2:21.782	1:12.612			

528 Oskar Marszalkowski Suzuki Swift 1.4 Turbo
 1.4 Turbo Darek Nowicki Racing

Lap D	Time	Sector 1	Sector 2	Sector 3	T. Spd	Elapsed	Lap D	Time	Sector 1	Sector 2	Sector 3	T. Spd	Elapsed
1	19:18:39.780	19:17:09.146	52.994	37.640		19:18:39.780							
2	2:15.021	48.436	49.465	37.120	172.2	19:20:54.801							
3	2:32.438 P	48.198	49.718	54.522	171.9	19:23:27.239							
4	11:03.079	9:36.271	49.821	36.987		19:34:30.318							
5	2:14.367	48.096	49.421	36.850	174.1	19:36:44.685							
6	2:14.275	48.195	49.219	36.861	172.8	19:38:58.960							
7	2:14.452	47.930	49.501	37.021	173.0	19:41:13.412							
8	2:14.461	48.420	49.189	36.852	172.8	19:43:27.873							
9	2:14.617	48.221	49.027	37.369	172.5	19:45:42.490							
10	2:20.826 P	48.136	48.638	44.052	172.8	19:48:03.316							
11	4:12.552 P	2:17.261	1:02.182	53.109		19:52:15.868							
12		2:06.225	1:13.383										

544 Zoltán Csuti Suzuki Swift 1.6
 1.6 M1RA

Lap D	Time	Sector 1	Sector 2	Sector 3	T. Spd	Elapsed	Lap D	Time	Sector 1	Sector 2	Sector 3	T. Spd	Elapsed
1	19:18:58.365	19:17:17.183	56.483	44.699		19:18:58.365							
2	2:16.648	50.429	48.726	37.493	157.8	19:21:15.013							
3	2:39.544 P	50.205	53.255	56.084	158.5	19:23:54.557							
4	11:16.191	9:47.114	50.247	38.830		19:35:10.748							
5	2:16.910	50.303	49.038	37.569	157.2	19:37:27.658							
6	2:23.162 P	50.376	49.419	43.367	156.5	19:39:50.820							
7	8:02.405	6:32.742	50.989	38.674		19:47:53.225							
8	2:16.812	50.211	48.905	37.696	156.5	19:50:10.037							
9	2:49.058 P	1:04.082	59.522	45.454	119.3	19:52:59.095							
10		1:44.364	1:13.722										

551 Zichao Wang Suzuki Swift 1.6
 1.6 GFS Racing Team

Lap D	Time	Sector 1	Sector 2	Sector 3	T. Spd	Elapsed
1	19:19:03.303	19:17:12.350	1:03.483	47.470		19:19:03.303
2	2:43.192	57.805	1:01.760	43.627	151.4	19:21:46.495
3	3:29.780 P	57.220	1:15.313	1:17.247	141.9	19:25:16.275
4	9:59.355	8:10.955	1:03.469	44.931		19:35:15.630
5	2:43.812	57.396	1:01.735	44.681	152.3	19:37:59.442
6	2:40.626	56.283	59.255	45.088	158.1	19:40:40.068
7	2:41.629	57.280	1:00.375	43.974	150.2	19:43:21.697
8	2:43.851	58.777	1:01.567	43.507	152.1	19:46:05.548
9	2:38.877	55.194	1:01.480	42.203	154.9	19:48:44.425
10	2:39.486	56.215	1:00.335	42.936	154.0	19:51:23.911
11		1:10.256	1:13.030		155.1	





Hungaroring
Swift Cup Europe
Qualifying
Lap Analysis



555 Borys Lisiecki Suzuki Swift 1.6 **577** József Merk Suzuki Swift 1.6
 1.6 Darek Nowicki Racing 1.6 GFS Racing Team

Lap	D	Time	Sector 1	Sector 2	Sector 3	T. Spd	Elapsed	Lap	D	Time	Sector 1	Sector 2	Sector 3	T. Spd	Elapsed
1		19:18:59.147	19:17:17.978	56.307	44.862		19:18:59.147	1		19:19:12.248	19:17:27.991	55.126	49.131		19:19:12.248
2		2:18.812	50.485	50.328	37.999	163.1	19:21:17.959	2		2:19.524	50.975	50.274	38.275	156.2	19:21:31.772
3		2:42.361 P	50.332	55.672	56.357	160.9	19:24:00.320	3		2:52.046 P	51.054	1:02.259	58.733	156.2	19:24:23.818
4		10:51.728	9:22.829	50.678	38.221		19:34:52.048	4		10:31.194	9:02.245	50.335	38.614		19:34:55.012
5		2:18.804	50.567	50.059	38.178	159.2	19:37:10.852	5		2:18.617	50.746	50.000	37.871	156.7	19:37:13.629
6		2:19.948	50.724	50.952	38.272	160.0	19:39:30.800	6		2:19.418	50.720	50.143	38.555	157.2	19:39:33.047
7		2:18.820	50.266	50.299	38.255	159.7	19:41:49.620	7		2:19.121	50.799	50.107	38.215	156.9	19:41:52.168
8		2:22.247	53.424	50.561	38.262	158.8	19:44:11.867	8		2:18.589	50.625	49.862	38.102	156.9	19:44:10.757
9		2:19.085	50.416	50.134	38.535	161.1	19:46:30.952	9			57.467	55.921		124.5	
10		2:18.925	50.327	50.051	38.547	159.0	19:48:49.877								
11		2:18.867	50.206	50.147	38.514	160.4	19:51:08.744								
12			1:21.983	1:12.815		81.6									

565 Ferenc Hartmann Suzuki Swift 1.6 **587** Zsombor Pintér Suzuki Swift 1.4 Turbo
 1.6 Q9 Ferenoval 1.4 Turbo M1RA

Lap	D	Time	Sector 1	Sector 2	Sector 3	T. Spd	Elapsed	Lap	D	Time	Sector 1	Sector 2	Sector 3	T. Spd	Elapsed
1		19:19:03.823	19:17:22.603	57.410	43.810		19:19:03.823	1		19:18:37.212	19:17:04.414	55.100	37.698		19:18:37.212
2		2:27.695	54.378	53.819	39.498	153.8	19:21:31.518	2		2:10.949	47.377	47.402	36.170	171.7	19:20:48.161
3		2:59.842 P	53.804	1:02.617	1:03.421	156.0	19:24:31.360	3		2:22.460 P	47.298	47.371	47.791	171.9	19:23:10.621
4		10:10.684	8:37.311	53.263	40.110		19:34:42.044	4		23:44.017	22:14.376	52.498	37.143		19:46:54.638
5		2:24.478	52.402	52.112	39.964	155.1	19:37:06.522	5		2:10.592	47.082	47.271	36.239	172.8	19:49:05.230
6		2:27.048	52.799	54.289	39.960	156.7	19:39:33.570	6		2:23.868 P	47.244	47.851	48.773	172.2	19:51:29.098
7		2:24.275	52.556	52.621	39.098	157.2	19:41:57.845	7			3:08.158	1:16.280			
8		2:24.620	53.081	52.160	39.379	152.1	19:44:22.465								
9		2:39.821 P	52.189	53.969	53.663	156.5	19:47:02.286								
10		3:09.692	1:37.231	52.382	40.079		19:50:11.978								
11		2:25.945	53.258	53.520	39.167	155.1	19:52:37.923								
12			1:00.709	58.214		127.2									

569 Ábel Sánta Suzuki Swift 1.4 Turbo
 1.4 Turbo GFS Racing Team

Lap	D	Time	Sector 1	Sector 2	Sector 3	T. Spd	Elapsed
1		19:18:46.762	19:17:09.344	57.233	40.185		19:18:46.762
2		2:24.761	52.110	53.605	39.046	166.1	19:21:11.523
3			49.811			167.1	

571 Maciej Szubczynski Suzuki Swift 1.6
 1.6 Darek Nowicki Racing

Lap	D	Time	Sector 1	Sector 2	Sector 3	T. Spd	Elapsed
1		19:18:30.507	19:17:01.315	50.980	38.212		19:18:30.507
2		2:17.590	50.484	49.434	37.672	157.6	19:20:48.097
3		2:35.834 P	51.319	49.242	55.273	158.5	19:23:23.931
4		11:22.887	9:53.122	51.669	38.096		19:34:46.818
5		2:18.642	50.199	49.897	38.546	158.1	19:37:05.460
6		2:18.109	50.381	49.830	37.898	157.4	19:39:23.569
7		2:18.319	50.304	49.983	38.032	159.0	19:41:41.888
8		2:18.759	50.845	49.862	38.052	158.8	19:44:00.647
9		2:18.154	50.399	49.740	38.015	157.8	19:46:18.801
10		2:19.011	50.640	50.314	38.057	157.4	19:48:37.812
11		2:18.791	50.480	50.045	38.266	156.9	19:50:56.603
12			1:02.484	1:00.066		140.4	

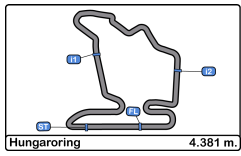




Hungaroring
Swift Cup Europe
Qualifying
Best Sectors Results



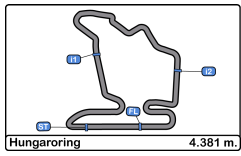
Sector - 1				Sector - 2				Sector - 3				Ideal Lap vs Best Lap			
Clas	Nº	Driver	Time	Nº	Driver	Time	Nº	Driver	Time	Clas	Nº	Driver	Ideal Lap	Best Lap	Clas
1	587	Zsombor Pintér	47.082	523	Márton Csuzi	47.232	505	Balázs Hartmann	36.162	1	587	Zsombor Pintér	2:10.523	2:10.592	1
2	523	Márton Csuzi	47.114	587	Zsombor Pintér	47.271	587	Zsombor Pintér	36.170	2	507	Móric Csermely	2:10.713	2:11.014	3
3	507	Móric Csermely	47.132	505	Balázs Hartmann	47.277	507	Móric Csermely	36.184	3	505	Balázs Hartmann	2:10.794	2:10.932	2
4	550	István Bernula	47.328	507	Móric Csermely	47.397	501	Fabian Dybionka	36.375	4	523	Márton Csuzi	2:10.799	2:11.396	5
5	505	Balázs Hartmann	47.355	501	Fabian Dybionka	47.408	523	Márton Csuzi	36.453	5	501	Fabian Dybionka	2:11.144	2:11.144	4
6	501	Fabian Dybionka	47.361	550	István Bernula	47.497	550	István Bernula	36.536	6	550	István Bernula	2:11.361	2:11.414	6
7	547	Eszter Németh	47.821	521	Vince Keller	48.272	547	Eszter Németh	36.726	7	547	Eszter Németh	2:12.902	2:13.105	7
8	504	Balázs György	47.829	504	Balázs György	48.340	521	Vince Keller	36.764	8	504	Balázs György	2:12.970	2:13.347	8
9	528	Oskar Marszalkowski	47.930	547	Eszter Németh	48.355	504	Balázs György	36.801	9	521	Vince Keller	2:13.070	2:13.442	9
10	521	Vince Keller	48.034	528	Oskar Marszalkowski	48.638	528	Oskar Marszalkowski	36.850	10	528	Oskar Marszalkowski	2:13.418	2:14.275	10
11	131	Bastian Frischmann	48.991	544	Zoltán Csuti	48.726	131	Bastian Frischmann	37.115	11	131	Bastian Frischmann	2:14.869	2:15.285	11
12	511	Krisztián Füge	49.005	131	Bastian Frischmann	48.763	511	Krisztián Füge	37.141	12	511	Krisztián Füge	2:14.928	2:15.366	12
13	569	Ábel Sánta	49.811	511	Krisztián Füge	48.782	544	Zoltán Csuti	37.493	13	544	Zoltán Csuti	2:16.424	2:16.648	13
14	571	Maciej Szubczynski	50.199	571	Maciej Szubczynski	49.242	571	Maciej Szubczynski	37.672	14	571	Maciej Szubczynski	2:17.113	2:17.590	15
15	544	Zoltán Csuti	50.205	500	Egon Burkus	49.306	500	Egon Burkus	37.789	15	500	Egon Burkus	2:17.402	2:17.402	14
16	555	Borys Lisiecki	50.206	577	József Merk	49.862	577	József Merk	37.871	16	506	Milán Merk	2:18.097	2:18.501	16
17	506	Milán Merk	50.304	506	Milán Merk	49.881	506	Milán Merk	37.912	17	555	Borys Lisiecki	2:18.256	2:18.804	18
18	500	Egon Burkus	50.307	555	Borys Lisiecki	50.051	555	Borys Lisiecki	37.999	18	577	József Merk	2:18.358	2:18.589	17
19	577	József Merk	50.625	565	Ferenc Hartmann	52.112	569	Ábel Sánta	39.046	19	569	Ábel Sánta	2:22.462	2:24.761	20
20	565	Ferenc Hartmann	52.189	569	Ábel Sánta	53.605	565	Ferenc Hartmann	39.098	20	565	Ferenc Hartmann	2:23.399	2:24.275	19
21	551	Zichao Wang	55.194	551	Zichao Wang	59.255	551	Zichao Wang	42.203	21	551	Zichao Wang	2:36.652	2:38.877	21



Hungaroring
Swift Cup Europe
Qualifying
Best 5 Lap Times



Cls	N°	Driver	Nat	Cat	Cls	Team	Nat	Vehicle	Best 1		Best 2		Best 3		Best 4		Best 5	
									Time	Lap	Time	Lap	Time	Lap	Time	Lap	Time	Lap
1	587	Zsombor Pintér	HUN	1.4 Turbo	1	M1RA	HUN	Suzuki Swift 1.4	2:10.592	5	2:10.949	2	2:23.868	6	23:44.01	4		
2	505	Balázs Hartmann	HUN	1.4 Turbo	2	Q9 Ferenoval	HUN	Suzuki Swift 1.4	2:10.932	6	2:11.263	3	2:45.617	4	2:58.880	7	4:20.501	5
3	507	Móric Csermely	HUN	1.4 Turbo	3	GFS Racing Team	HUN	Suzuki Swift 1.4	2:11.014	5	2:11.125	3	2:58.403	4	3:11.054	6	9:09.866	2
4	501	Fabian Dybionka	POL	1.4 Turbo	4	Darek Nowicki Racing	POL	Suzuki Swift 1.4	2:11.144	3	2:11.780	2	21:36.50	5				
5	523	Márton Csuzi	HUN	1.4 Turbo	5	M1RA	HUN	Suzuki Swift 1.4	2:11.396	2	2:11.654	6	23:42.19	4				
6	550	István Bernula	HUN	1.4 Turbo	6	GFS Racing Team	HUN	Suzuki Swift 1.4	2:11.414	2	2:11.915	8	2:12.256	6	2:12.562	10	2:13.152	9
7	547	Eszter Németh	HUN	1.4 Turbo	7	Széchenyi István Egyetem	HUN	Suzuki Swift 1.4	2:13.105	5	2:13.237	11	2:13.449	10	2:13.681	6	2:14.478	2
8	504	Balázs György	HUN	1.4 Turbo	8	GFS Racing Team	HUN	Suzuki Swift 1.4	2:13.347	5	2:13.458	6	2:13.546	7	2:14.346	2	2:14.635	10
9	521	Vince Keller	HUN	1.4 Turbo	9	Car Competition Racing Team	HUN	Suzuki Swift 1.4	2:13.442	2	2:13.533	5	2:13.702	11	2:13.933	10	2:14.026	9
10	528	Oskar	POL	1.4 Turbo	10	Darek Nowicki Racing	POL	Suzuki Swift 1.4	2:14.275	6	2:14.367	5	2:14.452	7	2:14.461	8	2:14.617	9
11	131	Bastian Frischmann	AUT	1.4 Turbo	11	Suzuki Team Austria	AUT	Suzuki Swift 1.4	2:15.285	5	2:15.501	10	2:15.739	9	2:16.238	2	2:36.151	7
12	511	Krisztián Füge	HUN	1.4 Turbo	12	Wixxico	HUN	Suzuki Swift 1.4	2:15.366	6	2:15.772	7	2:16.249	8	2:16.580	11	2:16.949	12
13	544	Zoltán Csuti	HUN	1.6	1	M1RA	HUN	Suzuki Swift 1.6	2:16.648	2	2:16.812	8	2:16.910	5	2:23.162	6	2:49.058	9
14	500	Egon Burkus	HUN	1.6	2	GFS Racing Team	HUN	Suzuki Swift 1.6	2:17.402	2	2:18.496	5	2:25.357	6	11:14.47	4		
15	571	Maciej Szubczynski	POL	1.6	3	Darek Nowicki Racing	POL	Suzuki Swift 1.6	2:17.590	2	2:18.109	6	2:18.154	9	2:18.319	7	2:18.642	5
16	506	Milán Merk	HUN	1.6	4	GFS Racing Team	HUN	Suzuki Swift 1.6	2:18.501	8	2:18.524	6	2:18.882	9	2:18.986	10	2:19.040	5
17	577	József Merk	HUN	1.6	5	GFS Racing Team	HUN	Suzuki Swift 1.6	2:18.589	8	2:18.617	5	2:19.121	7	2:19.418	6	2:19.524	2
18	555	Borys Lisiecki	POL	1.6	6	Darek Nowicki Racing	POL	Suzuki Swift 1.6	2:18.804	5	2:18.812	2	2:18.820	7	2:18.867	11	2:18.925	10
19	565	Ferenc Hartmann	HUN	1.6	7	Q9 Ferenoval	HUN	Suzuki Swift 1.6	2:24.275	7	2:24.478	5	2:24.620	8	2:25.945	11	2:27.048	6
20	569	Ábel Sánta	HUN	1.4 Turbo	13	GFS Racing Team	HUN	Suzuki Swift 1.4	2:24.761	2								
21	551	Zichao Wang	DEU	1.6	8	GFS Racing Team	DEU	Suzuki Swift 1.6	2:38.877	9	2:39.486	10	2:40.626	6	2:41.629	7	2:43.192	2



Hungaroring
Swift Cup Europe
Qualifying
Best 5 Top Speeds



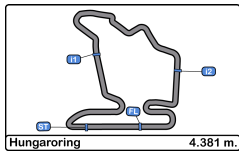
Clas	Nº	Driver	Nat	Cat	Cls	Team	Nat	Vehicle	Top 1		Top 2		Top 3		Top 4		Top 5		Avg
									Km/h	Lap	Km/h	Lap	Km/h	Lap	Km/h	Lap	Km/h	Lap	
1	501	Fabian Dybionka		1.4 Turbo	1	Darek Nowicki Racing		Suzuki Swift 1.4 Turbo	174.4	6	173.6	2	172.8	3	120.5	4			160.3
2	523	Márton Csuzi		1.4 Turbo	2	M1RA		Suzuki Swift 1.4 Turbo	174.1	5	173.9	2	173.0	6	171.7	3	133.1	7	165.2
3	528	Oskar Marszalkowski		1.4 Turbo	3	Darek Nowicki Racing		Suzuki Swift 1.4 Turbo	174.1	5	173.0	7	172.8	6	172.8	8	172.8	10	173.1
4	550	István Bernula		1.4 Turbo	4	GFS Racing Team		Suzuki Swift 1.4 Turbo	174.1	8	173.6	6	173.3	2	173.3	11	173.0	3	173.5
5	504	Balázs György		1.4 Turbo	5	GFS Racing Team		Suzuki Swift 1.4 Turbo	172.8	3	172.8	9	172.5	10	172.2	6	172.2	7	172.5
6	547	Eszter Németh		1.4 Turbo	6	Széchenyi István Egyetem Sportegyesület		Suzuki Swift 1.4 Turbo	172.8	11	172.5	3	172.2	2	172.2	6	171.7	10	172.3
7	587	Zsombor Pintér		1.4 Turbo	7	M1RA		Suzuki Swift 1.4 Turbo	172.8	5	172.2	6	171.9	3	171.7	2			172.1
8	507	Móric Csemely		1.4 Turbo	8	GFS Racing Team		Suzuki Swift 1.4 Turbo	172.2	5	170.0	3	135.8	4	129.4	6			151.9
9	505	Balázs Hartmann		1.4 Turbo	9	Q9 Ferenoval		Suzuki Swift 1.4 Turbo	171.4	6	170.0	3	155.1	4	113.8	7			152.6
10	511	Krisztián Füge		1.4 Turbo	10	Wixxico		Suzuki Swift 1.4 Turbo	170.6	11	169.8	5	169.5	8	169.5	9	169.5	12	169.8
11	521	Vince Keller		1.4 Turbo	11	Car Competition Racing Team		Suzuki Swift 1.4 Turbo	169.8	9	169.8	10	169.2	11	169.0	2	169.0	7	169.3
12	569	Ábel Sánta		1.4 Turbo	12	GFS Racing Team		Suzuki Swift 1.4 Turbo	167.1	3	166.1	2							166.6
13	131	Bastian Frischmann		1.4 Turbo	13	Suzuki Team Austria		Suzuki Swift 1.4 Turbo	163.8	2	163.8	5	162.8	9	162.6	3	162.1	7	163.0
14	555	Borys Lisiecki		1.6	1	Darek Nowicki Racing		Suzuki Swift 1.6	163.1	2	161.1	9	160.9	3	160.4	11	160.0	6	161.1
15	500	Egon Burkus		1.6	2	GFS Racing Team		Suzuki Swift 1.6	160.2	2	159.7	3	158.8	5	158.1	6			159.2
16	506	Milán Merk		1.6	3	GFS Racing Team		Suzuki Swift 1.6	160.0	2	160.0	8	159.7	3	158.8	7	158.8	10	159.4
17	571	Maciej Szubczyński		1.6	4	Darek Nowicki Racing		Suzuki Swift 1.6	159.0	7	158.8	8	158.5	3	158.1	5	157.8	9	158.4
18	544	Zoltán Csuti		1.6	5	M1RA		Suzuki Swift 1.6	158.5	3	157.8	2	157.2	5	156.5	6	156.5	8	157.3
19	551	Zichao Wang		1.6	6	GFS Racing Team		Suzuki Swift 1.6	158.1	6	155.1	11	154.9	9	154.0	10	152.3	5	154.9
20	565	Ferenc Hartmann		1.6	7	Q9 Ferenoval		Suzuki Swift 1.6	157.2	7	156.7	6	156.5	9	156.0	3	155.1	5	156.3
21	577	József Merk		1.6	8	GFS Racing Team		Suzuki Swift 1.6	157.2	6	156.9	7	156.9	8	156.7	5	156.2	2	156.8



Hungaroring
Swift Cup Europe
Qualifying
Fastest Laps Sequence



Lap	Time of Day	Session Time	Nº Driver	Nat	Cat	Team	Nat	Vehicle	Time	Km/h
2	19:20:26.292	4:26.292	501 Fabian Dybionka		1.4	Darek Nowicki Racing		Suzuki Swift 1.4	2:11.780	119.6
2	19:20:48.161	4:48.161	587 Zsombor Pintér		1.4	M1RA		Suzuki Swift 1.4	2:10.949	120.4
6	19:46:57.971	30:57.971	505 Balázs Hartmann		1.4	Q9 Ferenoval		Suzuki Swift 1.4	2:10.932	120.4
5	19:49:05.230	33:05.230	587 Zsombor Pintér		1.4	M1RA		Suzuki Swift 1.4	2:10.592	120.7



Hungaroring
Swift Cup Europe
Qualifying
Event Best Maximum Speed



N°	Driver	Nat	Cat	Clas	Team	Nat	Vehicle	Km/h	Session
501	Fabian Dybionka		1.4 Turbo	1	Darek Nowicki Racing		Suzuki Swift 1.4 Turbo	174.4	Qualifying
528	Oskar Marszalkowski		1.4 Turbo	2	Darek Nowicki Racing		Suzuki Swift 1.4 Turbo	174.1	Qualifying
550	István Bernula		1.4 Turbo	3	GFS Racing Team		Suzuki Swift 1.4 Turbo	174.1	Qualifying
523	Márton Csuzi		1.4 Turbo	4	M1RA		Suzuki Swift 1.4 Turbo	174.1	Qualifying
547	Eszter Németh		1.4 Turbo	5	Széchenyi István Egyetem		Suzuki Swift 1.4 Turbo	173.3	Collective test
504	Balázs György		1.4 Turbo	6	GFS Racing Team		Suzuki Swift 1.4 Turbo	172.8	Qualifying
587	Zsombor Pintér		1.4 Turbo	7	M1RA		Suzuki Swift 1.4 Turbo	172.8	Qualifying
507	Móric Csermely		1.4 Turbo	8	GFS Racing Team		Suzuki Swift 1.4 Turbo	172.2	Qualifying
588	Gábor Forrai		1.4 Turbo	9	GFS Racing Team		Suzuki Swift 1.4 Turbo	171.7	Collective test
521	Vince Keller		1.4 Turbo	10	Car Competition Racing Team		Suzuki Swift 1.4 Turbo	171.4	Collective test
505	Balázs Hartmann		1.4 Turbo	11	Q9 Ferenoval		Suzuki Swift 1.4 Turbo	171.4	Qualifying
511	Krisztián Füge		1.4 Turbo	12	Wixxico		Suzuki Swift 1.4 Turbo	170.6	Collective test
569	Ábel Sánta		1.4 Turbo	13	GFS Racing Team		Suzuki Swift 1.4 Turbo	167.1	Qualifying
131	Bastian Frischmann		1.4 Turbo	14	Suzuki Team Austria		Suzuki Swift 1.4 Turbo	163.8	Qualifying
555	Borys Lisiecki		1.6	1	Darek Nowicki Racing		Suzuki Swift 1.6	163.1	Qualifying
506	Milán Merk		1.6	2	GFS Racing Team		Suzuki Swift 1.6	160.9	Collective test
571	Maciej Szubczynski		1.6	3	Darek Nowicki Racing		Suzuki Swift 1.6	160.7	Collective test
500	Egon Burkus		1.6	4	GFS Racing Team		Suzuki Swift 1.6	160.2	Collective test
544	Zoltán Csuti		1.6	5	M1RA		Suzuki Swift 1.6	159.2	Collective test
577	József Merk		1.6	6	GFS Racing Team		Suzuki Swift 1.6	158.3	Collective test
551	Zichao Wang		1.6	7	GFS Racing Team		Suzuki Swift 1.6	158.1	Qualifying
565	Ferenc Hartmann		1.6	8	Q9 Ferenoval		Suzuki Swift 1.6	157.8	Collective test



Hungaroring
Swift Cup Europe
Qualifying
Pit Stop Analysis



501 Fabian Dybionka Suzuki Swift 1.4 Turbo
 1.4 Turbo Darek Nowicki Racing

N°	In Day Time	In Time	Out Time	Pit Time	T. Pit Time	Handicap	Diff.
1	19:25:51.803	19:25:51.803	19:44:51.486	18:59.683	18:59.683		

521 Vince Keller Suzuki Swift 1.4 Turbo
 1.4 Turbo Car Competition Racing Team

N°	In Day Time	In Time	Out Time	Pit Time	T. Pit Time	Handicap	Diff.
1	19:25:13.522	19:25:13.522	19:33:26.676	8:13.154	8:13.154		

523 Márton Csuzi Suzuki Swift 1.4 Turbo
 1.4 Turbo M1RA

N°	In Day Time	In Time	Out Time	Pit Time	T. Pit Time	Handicap	Diff.
1	19:23:10.916	19:23:10.916	19:44:35.160	21:24.244	21:24.244		

528 Oskar Marszalkowski Suzuki Swift 1.4 Turbo
 1.4 Turbo Darek Nowicki Racing

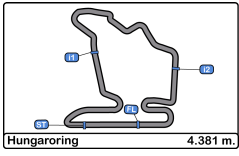
N°	In Day Time	In Time	Out Time	Pit Time	T. Pit Time	Handicap	Diff.
1	19:23:23.493	19:23:23.493	19:32:14.191	8:50.698	8:50.698		
2	19:48:00.391	19:48:00.391	19:49:30.873	1:30.482	10:21.180		

555 Borys Lisiecki Suzuki Swift 1.6
 1.6 Darek Nowicki Racing

N°	In Day Time	In Time	Out Time	Pit Time	T. Pit Time	Handicap	Diff.
1	19:23:57.117	19:23:57.117	19:32:34.402	8:37.285	8:37.285		

587 Zsombor Pintér Suzuki Swift 1.4 Turbo
 1.4 Turbo M1RA

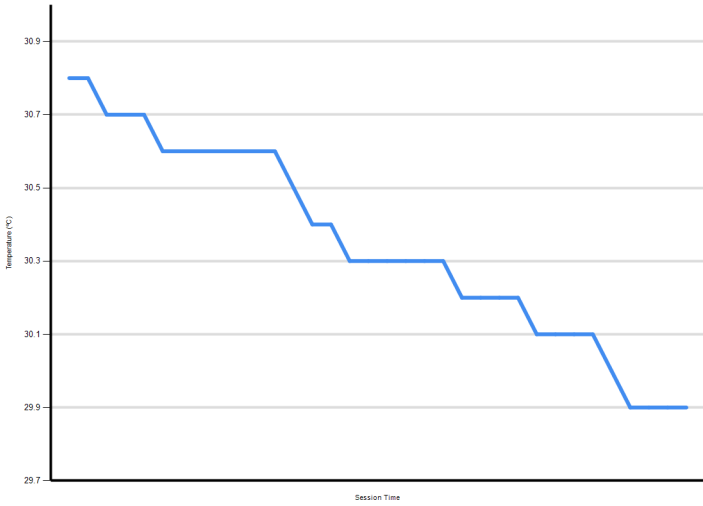
N°	In Day Time	In Time	Out Time	Pit Time	T. Pit Time	Handicap	Diff.
1	19:23:07.733	19:23:07.733	19:44:33.403	21:25.670	21:25.670		



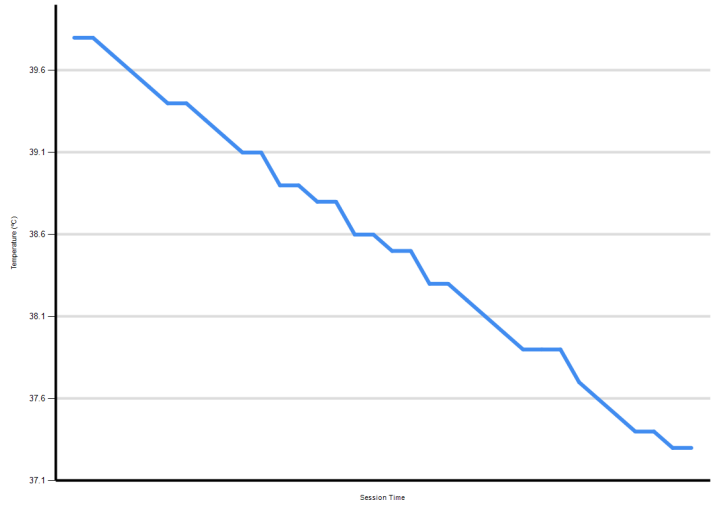
Hungaroring Swift Cup Europe Qualifying Weather Report



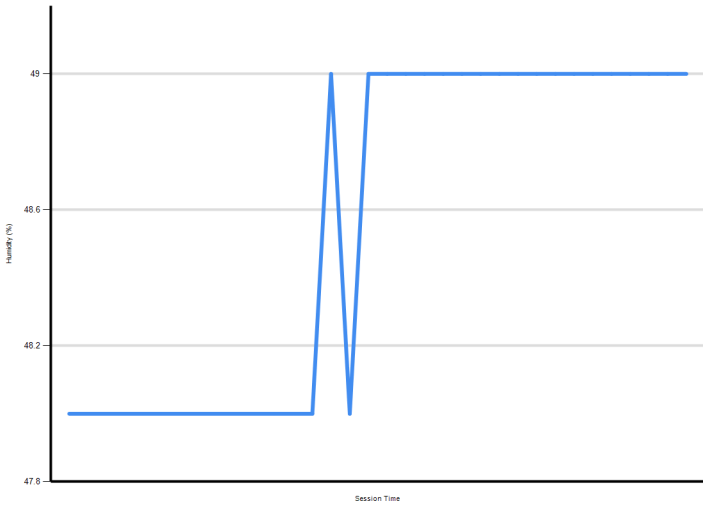
Air Temperature



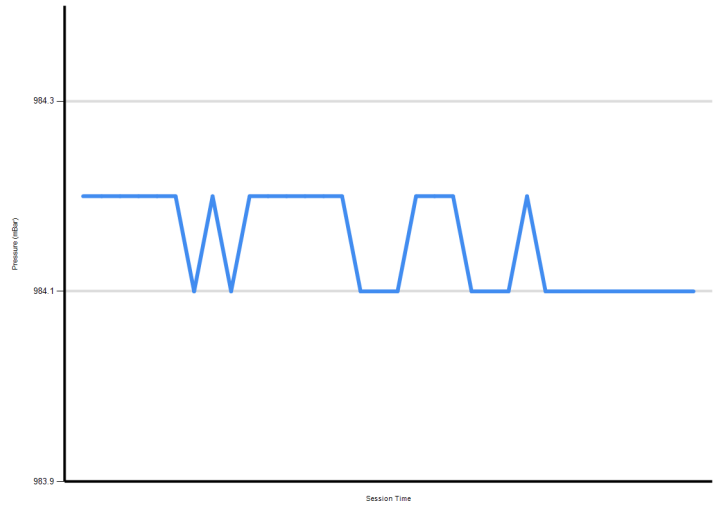
Track Temperature



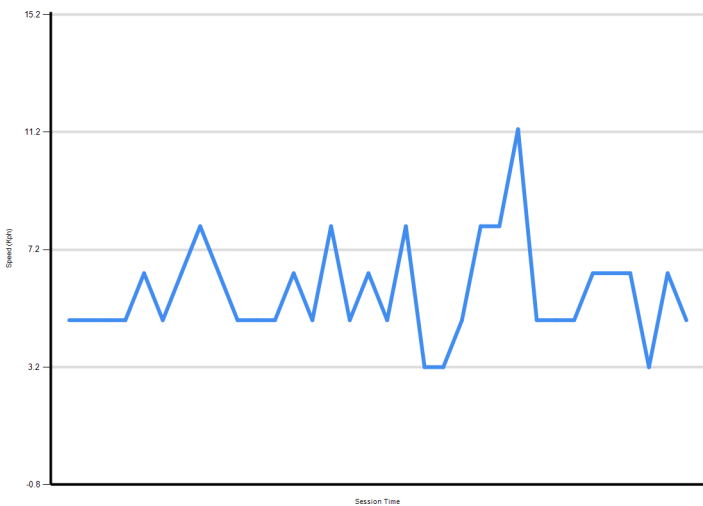
Humidity



Pressure



Wind Speed



Wind direction

