

Hungaroring
Swift Cup Europe
Race - 2
Provisional Results



Cls	Nº	Driver	Nat	Team	Nat	Vehicle	Cat	Cls	Laps	Total Time	Gap	Interval	Km/h	Best	Time	Km/h
1	533	Attila Bucsi	HUN	M1RA	HUN	Suzuki Swift	1.4 Turbo	1	13	28:38.419			119.3	6	2:10.847	120.5
2	171	Philipp Dietrich	AUT	Suzuki Team Austria	AUT	Suzuki Swift	1.4 Turbo	2	13	28:41.942	3.523	3.523	119.0	3	2:11.203	120.2
3	146	Fabian Ohrfandl	AUT	Suzuki Team Austria	AUT	Suzuki Swift	1.4 Turbo	3	13	28:42.192	3.773	0.250	119.0	2	2:11.125	120.2
4	505	Balázs Hartmann	HUN	GFS Racing Team	HUN	Suzuki Swift	1.4 Turbo	4	13	28:50.685	12.266	8.493	118.4	2	2:11.261	120.1
5	586	Aleks Sówka	POL	Darek Nowicki Racing	POL	Suzuki Swift	1.4 Turbo	5	13	28:51.184	12.765	0.499	118.4	2	2:11.135	120.2
6	110	Christoph Zellhofer	AUT	Suzuki Team Austria	AUT	Suzuki Swift	1.4 Turbo	6	13	28:53.013	14.594	1.829	118.3	2	2:11.566	119.8
7	164	Martin Zellhofer	AUT	Suzuki Team Austria	AUT	Suzuki Swift	1.4 Turbo	7	13	28:53.287	14.868	0.274	118.2	5	2:11.976	119.5
8	599	Kacper Osek	POL	Darek Nowicki Racing	POL	Suzuki Swift	1.4 Turbo	8	13	28:58.391	19.972	5.104	117.9	3	2:12.547	118.9
9	507	Móric Csermely	HUN	M1RA	HUN	Suzuki Swift	1.4 Turbo	9	13	29:07.360	28.941	8.969	117.3	4	2:13.098	118.4
10	517	Toon Knapen	NLD	GFS Racing Team	NLD	Suzuki Swift	1.4 Turbo	10	13	29:18.850	40.431	11.490	116.5	9	2:13.718	117.9
11	107	Michael Mayr	AUT	Suzuki Team Austria	AUT	Suzuki Swift	1.4 Turbo	11	13	29:23.092	44.673	4.242	116.2	2	2:13.845	117.8
12	511	Krisztián Füge	HUN	Wixxico	HUN	Suzuki Swift	1.4 Turbo	12	13	29:29.685	51.266	6.593	115.8	2	2:13.998	117.7
13	112	Maximilian Mayr	AUT	Suzuki Team Austria	AUT	Suzuki Swift	1.4 Turbo	13	13	29:35.438	57.019	5.753	115.4	2	2:14.649	117.1
14	513	Zoltán Csuti	HUN	M1RA	HUN	Suzuki Swift	1.6	1	13	29:59.160	1:20.741	23.722	113.9	4	2:16.873	115.2
15	566	Fabian Dybionka	POL	Darek Nowicki Racing	POL	Suzuki Swift	1.6	2	13	30:15.937	1:37.518	16.777	112.9	4	2:16.996	115.1
16	504	Balázs György	HUN	George Racing Team	HUN	Suzuki Swift	1.6	3	13	30:34.615	1:56.196	18.678	111.7	3	2:19.343	113.1
17	544	Gábor György	HUN	George Racing Team	HUN	Suzuki Swift	1.6	4	13	30:42.901	2:04.482	8.286	111.2	9	2:18.286	114.0
18	565	Ferenc Hartmann	HUN	GFS Racing Team	HUN	Suzuki Swift	1.6	5	12	29:12.647	1 Lap	1 Lap	107.9	6	2:22.651	110.5
19	569	Ábel Sánta	HUN	GFS Racing Team	HUN	Suzuki Swift	1.6	6	12	29:33.686	1 Lap	21.039	106.7	5	2:21.583	111.3

Disqualified:

508 *	Gábor Együd	HUN	GFS Racing Team	HUN	Suzuki Swift	1.6	7									
-------	-------------	-----	-----------------	-----	--------------	-----	---	--	--	--	--	--	--	--	--	--

Fastest lap Attila Bucsi in 2:10.847 at 120.5 Km/h in lap 6

*** PENALTIES**

BLACK FLAG for No 508 - not respecting drive trough

Published at:.....

Track Temp: 29.3 °C Air Temp: 21.7 °C Humidity: 36 % Track Status: DRY

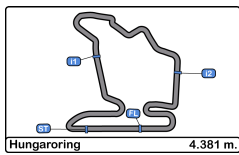
Stewards:

Race Director:

Timekeeper:


 Luis Angel Garcia Nunez
 JOB/I-0030-ESP





Hungaroring
Swift Cup Europe
Race - 2
Provisional Results by Category



Cls	Nº	Driver	Nat	Team	Nat	Vehicle	Cat	Cls	Laps	Total Time	Gap	Interval	Km/h	Best	Time	Km/h
1.4 Turbo																
1	533	Attila Bucsi	HUN	M1RA	HUN	Suzuki Swift	1.4 Turbo	1	13	28:38.419			119.3	6	2:10.847	120.5
2	171	Philipp Dietrich	AUT	Suzuki Team Austria	AUT	Suzuki Swift	1.4 Turbo	2	13	28:41.942	3.523	3.523	119.0	3	2:11.203	120.2
3	146	Fabian Ohrfandl	AUT	Suzuki Team Austria	AUT	Suzuki Swift	1.4 Turbo	3	13	28:42.192	3.773	0.250	119.0	2	2:11.125	120.2
4	505	Balázs Hartmann	HUN	GFS Racing Team	HUN	Suzuki Swift	1.4 Turbo	4	13	28:50.685	12.266	8.493	118.4	2	2:11.261	120.1
5	586	Aleks Sówka	POL	Darek Nowicki Racing	POL	Suzuki Swift	1.4 Turbo	5	13	28:51.184	12.765	0.499	118.4	2	2:11.135	120.2
6	110	Christoph Zellhofer	AUT	Suzuki Team Austria	AUT	Suzuki Swift	1.4 Turbo	6	13	28:53.013	14.594	1.829	118.3	2	2:11.566	119.8
7	164	Martin Zellhofer	AUT	Suzuki Team Austria	AUT	Suzuki Swift	1.4 Turbo	7	13	28:53.287	14.868	0.274	118.2	5	2:11.976	119.5
8	599	Kacper Osek	POL	Darek Nowicki Racing	POL	Suzuki Swift	1.4 Turbo	8	13	28:58.391	19.972	5.104	117.9	3	2:12.547	118.9
9	507	Móric Csermely	HUN	M1RA	HUN	Suzuki Swift	1.4 Turbo	9	13	29:07.360	28.941	8.969	117.3	4	2:13.098	118.4
10	517	Toon Knapen	NLD	GFS Racing Team	NLD	Suzuki Swift	1.4 Turbo	10	13	29:18.850	40.431	11.490	116.5	9	2:13.718	117.9
11	107	Michael Mayr	AUT	Suzuki Team Austria	AUT	Suzuki Swift	1.4 Turbo	11	13	29:23.092	44.673	4.242	116.2	2	2:13.845	117.8
12	511	Krisztián Füge	HUN	Wixxico	HUN	Suzuki Swift	1.4 Turbo	12	13	29:29.685	51.266	6.593	115.8	2	2:13.998	117.7
13	112	Maximilian Mayr	AUT	Suzuki Team Austria	AUT	Suzuki Swift	1.4 Turbo	13	13	29:35.438	57.019	5.753	115.4	2	2:14.649	117.1
1.6																
1	513	Zoltán Csuti	HUN	M1RA	HUN	Suzuki Swift	1.6	1	13	29:59.160			113.9	4	2:16.873	115.2
2	566	Fabian Dybionka	POL	Darek Nowicki Racing	POL	Suzuki Swift	1.6	2	13	30:15.937	16.777	16.777	112.9	4	2:16.996	115.1
3	504	Balázs György	HUN	George Racing Team	HUN	Suzuki Swift	1.6	3	13	30:34.615	35.455	18.678	111.7	3	2:19.343	113.1
4	544	Gábor György	HUN	George Racing Team	HUN	Suzuki Swift	1.6	4	13	30:42.901	43.741	8.286	111.2	9	2:18.286	114.0
5	565	Ferenc Hartmann	HUN	GFS Racing Team	HUN	Suzuki Swift	1.6	5	12	29:12.647	1 Lap	1 Lap	107.9	6	2:22.651	110.5
6	569	Ábel Sánta	HUN	GFS Racing Team	HUN	Suzuki Swift	1.6	6	12	29:33.686	1 Lap	21.039	106.7	5	2:21.583	111.3

Disqualified:

508 *	Gábor Együd	HUN	GFS Racing Team	HUN	Suzuki Swift	1.6	7
-------	-------------	-----	-----------------	-----	--------------	-----	---

Fastest lap Attila Bucsi in 2:10.847 at 120.5 Km/h in lap 6

*** PENALTIES**

BLACK FLAG for No 508 - not respecting drive trough

Published at:.....

Track Temp: 29.3 °C Air Temp: 21.7 °C Humidity: 36 % Track Status: DRY

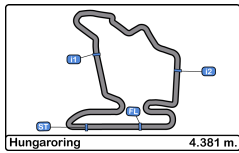
Stewards:

Race Director:

Timekeeper:

Luis Angel Garcia Nufez
 JOB/I-0030-ESP



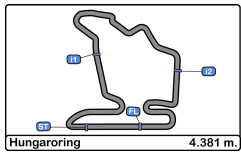


Hungaroring
Swift Cup Europe
Race - 2



Provisional Classification by Driver Fastest Lap

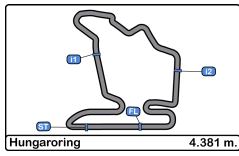
Clas	Nº	Driver	Nat	Team	Nat	Vehicle	Cat	Clas	Laps	Best	Time	Gap	Interval	Km/h
1	533	Attila Bucsi	HUN	M1RA	HUN	Suzuki Swift	1.4	1	13	6	2:10.847			120.5
2	146	Fabian Ohrfandl	AUT	Suzuki Team Austria	AUT	Suzuki Swift	1.4	2	13	2	2:11.125	0.278	0.278	120.2
3	586	Aleks Sówka	POL	Darek Nowicki Racing	POL	Suzuki Swift	1.4	3	13	2	2:11.135	0.288	0.010	120.2
4	171	Philipp Dietrich	AUT	Suzuki Team Austria	AUT	Suzuki Swift	1.4	4	13	3	2:11.203	0.356	0.068	120.2
5	505	Balázs Hartmann	HUN	GFS Racing Team	HUN	Suzuki Swift	1.4	5	13	2	2:11.261	0.414	0.058	120.1
6	110	Christoph Zellhofer	AUT	Suzuki Team Austria	AUT	Suzuki Swift	1.4	6	13	2	2:11.566	0.719	0.305	119.8
7	164	Martin Zellhofer	AUT	Suzuki Team Austria	AUT	Suzuki Swift	1.4	7	13	5	2:11.976	1.129	0.410	119.5
8	599	Kacper Osek	POL	Darek Nowicki Racing	POL	Suzuki Swift	1.4	8	13	3	2:12.547	1.700	0.571	118.9
9	507	Móric Csermely	HUN	M1RA	HUN	Suzuki Swift	1.4	9	13	4	2:13.098	2.251	0.551	118.4
10	517	Toon Knapen	NLD	GFS Racing Team	NLD	Suzuki Swift	1.4	10	13	9	2:13.718	2.871	0.620	117.9
11	107	Michael Mayr	AUT	Suzuki Team Austria	AUT	Suzuki Swift	1.4	11	13	2	2:13.845	2.998	0.127	117.8
12	511	Krisztián Füge	HUN	Wixxico	HUN	Suzuki Swift	1.4	12	13	2	2:13.998	3.151	0.153	117.7
13	112	Maximilian Mayr	AUT	Suzuki Team Austria	AUT	Suzuki Swift	1.4	13	13	2	2:14.649	3.802	0.651	117.1
14	513	Zoltán Csuti	HUN	M1RA	HUN	Suzuki Swift	1.6	1	13	4	2:16.873	6.026	2.224	115.2
15	566	Fabian Dybionka	POL	Darek Nowicki Racing	POL	Suzuki Swift	1.6	2	13	4	2:16.996	6.149	0.123	115.1
16	544	Gábor György	HUN	George Racing Team	HUN	Suzuki Swift	1.6	3	13	9	2:18.286	7.439	1.290	114.0
17	508	Gábor Együd	HUN	GFS Racing Team	HUN	Suzuki Swift	1.6	4	7	3	2:18.740	7.893	0.454	113.6
18	504	Balázs György	HUN	George Racing Team	HUN	Suzuki Swift	1.6	5	13	3	2:19.343	8.496	0.603	113.1
19	569	Ábel Sánta	HUN	GFS Racing Team	HUN	Suzuki Swift	1.6	6	12	5	2:21.583	10.736	2.240	111.3
20	565	Ferenc Hartmann	HUN	GFS Racing Team	HUN	Suzuki Swift	1.6	7	12	6	2:22.651	11.804	1.068	110.5



Hungaroring
Swift Cup Europe
Race - 2
Distance and Speed Average



Clas	Nº	Driver	Nat	Team	Nat	Vehicle	Cat	Clas	Laps	Distance	Total Time	Km/h
1	533	Attila Bucsi		M1RA		Suzuki Swift	1.4	1	13	56.95	28:38.419	119.3
2	171	Philipp Dietrich		Suzuki Team Austria		Suzuki Swift	1.4	2	13	56.95	28:41.942	119.0
3	146	Fabian Ohrfandl		Suzuki Team Austria		Suzuki Swift	1.4	3	13	56.95	28:42.192	119.0
4	505	Balázs Hartmann		GFS Racing Team		Suzuki Swift	1.4	4	13	56.95	28:50.685	118.4
5	586	Aleks Sówka		Darek Nowicki Racing		Suzuki Swift	1.4	5	13	56.95	28:51.184	118.4
6	110	Christoph Zellhofer		Suzuki Team Austria		Suzuki Swift	1.4	6	13	56.95	28:53.013	118.3
7	164	Martin Zellhofer		Suzuki Team Austria		Suzuki Swift	1.4	7	13	56.95	28:53.287	118.2
8	599	Kacper Osek		Darek Nowicki Racing		Suzuki Swift	1.4	8	13	56.95	28:58.391	117.9
9	507	Móric Csermely		M1RA		Suzuki Swift	1.4	9	13	56.95	29:07.360	117.3
10	517	Toon Knapen		GFS Racing Team		Suzuki Swift	1.4	10	13	56.95	29:18.850	116.5
11	107	Michael Mayr		Suzuki Team Austria		Suzuki Swift	1.4	11	13	56.95	29:23.092	116.2
12	511	Krisztián Füge		Wixxico		Suzuki Swift	1.4	12	13	56.95	29:29.685	115.8
13	112	Maximilian Mayr		Suzuki Team Austria		Suzuki Swift	1.4	13	13	56.95	29:35.438	115.4
14	513	Zoltán Csuti		M1RA		Suzuki Swift	1.6	1	13	56.95	29:59.160	113.9
15	566	Fabian Dybionka		Darek Nowicki Racing		Suzuki Swift	1.6	2	13	56.95	30:15.937	112.9
16	504	Balázs György		George Racing Team		Suzuki Swift	1.6	3	13	56.95	30:34.615	111.7
17	544	Gábor György		George Racing Team		Suzuki Swift	1.6	4	13	56.95	30:42.901	111.2
18	565	Ferenc Hartmann		GFS Racing Team		Suzuki Swift	1.6	5	12	52.57	29:12.647	107.9
19	569	Ábel Sánta		GFS Racing Team		Suzuki Swift	1.6	6	12	52.57	29:33.686	106.7
0	508	Gábor Együd		GFS Racing Team		Suzuki Swift	1.6	0				



Hungaroring
Swift Cup Europe
Race - 2
Lap Analysis



107 Michael Mayr Suzuki Swift **146** Fabian Ohrfandl Suzuki Swift
 1.4 Turbo Suzuki Team Austria 1.4 Turbo Suzuki Team Austria

Lap D	Time	Sector 1	Sector 2	Sector 3	T. Spd	Elapsed	Lap D	Time	Sector 1	Sector 2	Sector 3	T. Spd	Elapsed
1	2:23.295	56.541	48.791	37.963	142.2	2:23.295	1	2:18.999	55.403	47.593	36.003	143.0	2:18.999
2	2:13.845	48.411	48.533	36.901	171.9	4:37.140	2	2:11.125	47.011	47.623	36.491	173.3	4:30.124
3	2:15.295	49.268	48.755	37.272	172.2	6:52.435	3	2:11.171	47.461	47.485	36.225	169.5	6:41.295
4	2:14.287	48.620	48.795	36.872	170.3	9:06.722	4	2:11.533	47.258	47.597	36.678	171.7	8:52.828
5	2:15.683	49.172	49.344	37.167	171.7	11:22.405	5	2:11.534	47.301	47.748	36.485	171.4	11:04.362
6	2:14.997	48.177	49.337	37.483	171.1	13:37.402	6	2:11.744	47.295	47.818	36.631	171.9	13:16.106
7	2:15.858	48.543	50.199	37.116	167.7	15:53.260	7	2:12.204	47.630	48.019	36.555	171.9	15:28.310
8	2:15.122	48.519	49.335	37.268	170.8	18:08.382	8	2:12.177	47.545	48.009	36.623	171.9	17:40.487
9	2:14.857	48.551	48.864	37.442	168.2	20:23.239	9	2:12.500	47.393	48.242	36.865	171.7	19:52.987
10	2:14.919	48.632	49.205	37.082	167.4	22:38.158	10	2:12.456	48.053	47.940	36.463	172.5	22:05.443
11	2:14.810	48.293	49.105	37.412	168.4	24:52.968	11	2:11.706	47.443	47.620	36.643	170.8	24:17.149
12	2:15.001	48.310	49.047	37.644	167.7	27:07.969	12	2:12.114	47.453	48.067	36.594	173.3	26:29.263
13	2:15.123	48.085	49.313	37.725	166.4	29:23.092	13	2:12.929	47.557	48.270	37.102	171.9	28:42.192

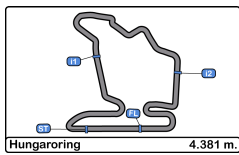
110 Christoph Zellhofer Suzuki Swift **164** Martin Zellhofer Suzuki Swift
 1.4 Turbo Suzuki Team Austria 1.4 Turbo Suzuki Team Austria

Lap D	Time	Sector 1	Sector 2	Sector 3	T. Spd	Elapsed	Lap D	Time	Sector 1	Sector 2	Sector 3	T. Spd	Elapsed
1	2:18.435	54.761	47.370	36.304	138.4	2:18.435	1	2:20.288	55.390	48.116	36.782	140.4	2:20.288
2	2:11.566	47.369	47.621	36.576	170.3	4:30.001	2	2:12.035	47.216	47.811	37.008	173.9	4:32.323
3	2:12.346	47.764	47.864	36.718	171.7	6:42.347	3	2:12.210	47.604	47.665	36.941	173.0	6:44.533
4	2:12.600	47.774	48.068	36.758	170.8	8:54.947	4	2:12.790	47.599	48.260	36.931	170.3	8:57.323
5	2:12.929	48.082	48.004	36.843	170.8	11:07.876	5	2:11.976	47.538	47.627	36.811	171.7	11:09.299
6	2:13.152	48.014	48.281	36.857	170.3	13:21.028	6	2:12.544	47.515	48.067	36.962	171.7	13:21.843
7	2:13.508	47.662	48.414	37.432	173.3	15:34.536	7	2:12.938	47.408	48.240	37.290	173.3	15:34.781
8	2:13.034	47.750	48.328	36.956	173.0	17:47.570	8	2:13.045	48.000	48.210	36.835	170.3	17:47.826
9	2:12.998	47.901	48.091	37.006	171.7	20:00.568	9	2:13.172	47.911	48.375	36.886	172.5	20:00.998
10	2:13.016	47.673	48.184	37.159	170.3	22:13.584	10	2:12.872	47.600	48.277	36.995	171.4	22:13.870
11	2:13.220	47.891	48.387	36.942	170.6	24:26.804	11	2:13.504	47.918	48.479	37.107	171.7	24:27.374
12	2:13.175	47.744	48.458	36.973	169.8	26:39.979	12	2:12.879	47.488	48.664	36.727	171.9	26:40.253
13	2:13.034	47.811	48.151	37.072	168.2	28:53.013	13	2:13.034	47.801	48.413	36.820	170.6	28:53.287

112 Maximilian Mayr Suzuki Swift **171** Philipp Dietrich Suzuki Swift
 1.4 Turbo Suzuki Team Austria 1.4 Turbo Suzuki Team Austria

Lap D	Time	Sector 1	Sector 2	Sector 3	T. Spd	Elapsed	Lap D	Time	Sector 1	Sector 2	Sector 3	T. Spd	Elapsed
1	2:21.602	55.959	48.690	36.953	147.1	2:21.602	1	2:17.739	54.139	47.471	36.129	136.8	2:17.739
2	2:14.649	48.686	48.870	37.093	169.8	4:36.251	2	2:11.342	47.482	47.608	36.252	167.1	4:29.081
3	2:15.610	48.930	49.140	37.540	170.8	6:51.861	3	2:11.203	47.456	47.523	36.224	168.4	6:40.284
4	2:14.650	48.629	48.675	37.346	163.6	9:06.511	4	2:11.606	47.436	47.650	36.520	168.4	8:51.890
5	2:15.669	49.124	49.104	37.441	169.5	11:22.180	5	2:11.858	47.609	47.740	36.509	167.7	11:03.748
6	2:16.983	48.927	50.139	37.917	168.2	13:39.163	6	2:11.998	47.581	47.746	36.671	168.2	13:15.746
7	2:17.406	50.330	49.329	37.747	165.1	15:56.569	7	2:12.133	47.706	47.926	36.501	168.2	15:27.879
8	2:16.168	49.012	49.258	37.898	167.4	18:12.737	8	2:12.090	47.716	47.829	36.545	167.7	17:39.969
9	2:16.258	49.153	49.500	37.605	165.8	20:28.995	9	2:12.129	47.572	47.847	36.710	166.9	19:52.098
10	2:15.715	48.930	49.360	37.425	167.1	22:44.710	10	2:11.990	47.421	47.920	36.649	167.9	22:04.088
11	2:16.164	49.416	49.060	37.688	166.6	25:00.874	11	2:12.504	47.966	47.810	36.728	167.9	24:16.592
12	2:15.821	48.803	49.363	37.655	167.1	27:16.695	12	2:12.055	47.454	48.006	36.595	170.6	26:28.647
13	2:18.743	50.285	49.972	38.486	154.0	29:35.438	13	2:13.295	47.804	48.331	37.160	168.7	28:41.942





Hungaroring
Swift Cup Europe
Race - 2
Lap Analysis



504 Balázs György Suzuki Swift **508** Gábor Együd Suzuki Swift
 1.6 George Racing Team 1.6 GFS Racing Team

Lap D	Time	Sector 1	Sector 2	Sector 3	T. Spd	Elapsed	Lap D	Time	Sector 1	Sector 2	Sector 3	T. Spd	Elapsed
1	2:33.858	1:04.282	51.226	38.350	131.7	2:33.858	1	2:32.312	1:02.463	51.511	38.338	140.6	2:32.312
2	2:19.873	51.337	50.193	38.343	156.0	4:53.731	2	2:19.274		3:11.109	38.014	156.0	4:51.586
3	2:19.343	50.995	50.005	38.343	155.8	7:13.074	3	2:18.740	50.438	50.408	37.894	157.6	7:10.326
4	2:20.090	51.408	50.558	38.124	153.8	9:33.164	4	2:19.712		3:09.917	38.097	156.9	9:30.038
5	2:19.378	51.130	50.052	38.196	154.5	11:52.542	5	2:18.941	50.773	50.007	38.161	155.8	11:48.979
6	2:20.099	51.447	50.350	38.302	155.1	14:12.641	6	2:21.001	51.441	50.950	38.610	156.2	14:09.980
7	2:20.754	51.345	50.304	39.105	154.9	16:33.395	7	2:29.415 P	52.257	51.700	45.458	150.4	16:39.395
8	2:19.504	51.262	49.848	38.394	152.7	18:52.899	511 Krisztián Füge Suzuki Swift						
9	2:20.006	51.355	50.110	38.541	153.8	21:12.905	1.4 Turbo Wixxico						
10	2:20.231	51.209	50.321	38.701	152.3	23:33.136	Lap D	Time	Sector 1	Sector 2	Sector 3	T. Spd	Elapsed
11	2:20.312	51.479	50.315	38.518	148.1	25:53.448	1	2:24.595	58.507	49.139	36.949	146.7	2:24.595
12	2:20.417	51.505	50.370	38.542	152.5	28:13.865	2	2:13.998	48.292	48.590	37.116	170.3	4:38.593
13	2:20.750	51.602	50.779	38.369	154.0	30:34.615	3	2:15.187	48.486	49.084	37.617	168.7	6:53.780
							4	2:14.784	47.969	49.425	37.390	173.0	9:08.564
							5	2:14.840	48.741	48.771	37.328	169.2	11:23.404
							6	2:15.885	48.780	49.445	37.660	170.8	13:39.289
							7	2:15.146	48.618	49.259	37.269	168.7	15:54.435
							8	2:15.529	48.469	49.280	37.780	172.8	18:09.964
							9	2:16.341	49.290	49.589	37.462	161.1	20:26.305
							10	2:15.151	48.265	49.612	37.274	170.3	22:41.456
							11	2:15.556	48.382	49.649	37.525	171.1	24:57.012
							12	2:15.752	48.269	49.326	38.157	171.9	27:12.764
							13	2:16.921	49.111	48.748	39.062	159.5	29:29.685

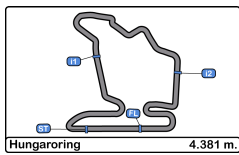
505 Balázs Hartmann Suzuki Swift
 1.4 Turbo GFS Racing Team

Lap D	Time	Sector 1	Sector 2	Sector 3	T. Spd	Elapsed	Lap D	Time	Sector 1	Sector 2	Sector 3	T. Spd	Elapsed
1	2:19.914	55.053	48.054	36.807	136.0	2:19.914	1	2:28.980	1:01.372	50.045	37.563	141.9	2:28.980
2	2:11.261	47.351	47.381	36.529	170.8	4:31.175	2	2:18.543	50.230	49.995	38.318	159.0	4:47.523
3	2:12.260	47.365	48.151	36.744	171.4	6:43.435	3	2:16.917	50.356	48.984	37.577	158.3	7:04.440
4	2:12.231	47.362	48.083	36.786	174.4	8:55.666	4	2:16.873	50.401	48.856	37.616	153.6	9:21.313
5	2:12.604	47.635	48.114	36.855	172.2	11:08.270	5	2:16.875	50.425	48.790	37.660	153.4	11:38.188
6	2:12.254	47.453	47.801	37.000	173.9	13:20.524	6	2:17.774	50.495	49.288	37.991	153.6	13:55.962
7	2:12.281	47.824	47.741	36.716	170.0	15:32.805	7	2:17.508	50.479	49.244	37.785	153.6	16:13.470
8	2:12.479	47.488	48.087	36.904	169.2	17:45.284	8	2:17.497	50.433	49.221	37.843	152.3	18:30.967
9	2:12.157	47.688	47.834	36.635	168.7	19:57.441	9	2:17.312	50.245	49.258	37.809	153.8	20:48.279
10	2:12.231	47.632	48.040	36.559	169.2	22:09.672	10	2:17.415	50.372	49.281	37.762	152.5	23:05.694
11	2:12.168	47.618	47.905	36.645	169.5	24:21.840	11	2:17.220	50.434	49.151	37.635	153.1	25:22.914
12	2:14.929	48.197	49.720	37.012	170.8	26:36.769	12	2:17.846	50.420	49.430	37.996	153.1	27:40.760
13	2:13.916	47.919	48.960	37.037	171.1	28:50.685	13	2:18.400	50.657	49.478	38.265	152.5	29:59.160

507 Móric Csermely Suzuki Swift
 1.4 Turbo M1RA

Lap D	Time	Sector 1	Sector 2	Sector 3	T. Spd	Elapsed	Lap D	Time	Sector 1	Sector 2	Sector 3	T. Spd	Elapsed
1	2:23.612	57.955	49.105	36.552	132.8	2:23.612	1	2:28.980	1:01.372	50.045	37.563	141.9	2:28.980
2	2:13.966	48.604	48.276	37.086	171.4	4:37.578	2	2:18.543	50.230	49.995	38.318	159.0	4:47.523
3	2:14.273	48.184	48.712	37.377	170.8	6:51.851	3	2:16.917	50.356	48.984	37.577	158.3	7:04.440
4	2:13.098	48.371	47.992	36.735	165.1	9:04.949	4	2:16.873	50.401	48.856	37.616	153.6	9:21.313
5	2:13.150	48.119	48.142	36.889	166.9	11:18.099	5	2:16.875	50.425	48.790	37.660	153.4	11:38.188
6	2:13.494	48.213	48.274	37.007	167.4	13:31.593	6	2:17.774	50.495	49.288	37.991	153.6	13:55.962
7	2:13.305	48.169	48.306	36.830	167.4	15:44.898	7	2:17.508	50.479	49.244	37.785	153.6	16:13.470
8	2:13.789	48.295	48.577	36.917	166.6	17:58.687	8	2:17.497	50.433	49.221	37.843	152.3	18:30.967
9	2:13.704	48.363	48.570	36.771	166.1	20:12.391	9	2:17.312	50.245	49.258	37.809	153.8	20:48.279
10	2:13.605	48.317	48.339	36.949	166.9	22:25.996	10	2:17.415	50.372	49.281	37.762	152.5	23:05.694
11	2:13.617	48.016	48.716	36.885	167.1	24:39.613	11	2:17.220	50.434	49.151	37.635	153.1	25:22.914
12	2:13.513	48.318	48.423	36.772	166.9	26:53.126	12	2:17.846	50.420	49.430	37.996	153.1	27:40.760
13	2:14.234	48.258	48.988	36.988	166.4	29:07.360	13	2:18.400	50.657	49.478	38.265	152.5	29:59.160





Hungaroring
Swift Cup Europe
Race - 2
Lap Analysis



517 Toon Knapen Suzuki Swift **565** Ferenc Hartmann Suzuki Swift
 1.4 Turbo GFS Racing Team 1.6 GFS Racing Team

Lap D	Time	Sector 1	Sector 2	Sector 3	T. Spd	Elapsed	Lap D	Time	Sector 1	Sector 2	Sector 3	T. Spd	Elapsed
1	2:25.013	58.746	49.298	36.969	145.3	2:25.013	1	2:36.787	1:04.618	52.792	39.377	140.0	2:36.787
2	2:14.202	48.046	48.820	37.336	173.6	4:39.215	2	2:24.082		3:17.021	39.230	152.9	5:00.869
3	2:14.275	48.026	49.158	37.091	172.2	6:53.490	3	2:22.998	52.112	51.647	39.239	152.1	7:23.867
4	2:14.046		3:03.069	37.226	173.6	9:07.536	4	2:23.753		3:15.253	39.386	152.1	9:47.620
5	2:15.298	48.565	49.401	37.332	169.8	11:22.834	5	2:23.227		5:38.613	39.253	152.9	12:10.847
6	2:15.031	48.280	49.167	37.584	171.4	13:37.865	6	2:22.651		8:01.178	39.339	152.3	14:33.498
7	2:14.611	48.298	49.179	37.134	169.0	15:52.476	7	2:30.723		10:31.870	39.370	151.8	17:04.221
8	2:13.941	48.120	48.761	37.060	167.9	18:06.417	8	2:24.429		12:55.939	39.730	150.4	19:28.650
9	2:13.718	48.052	48.437	37.229	166.9	20:20.135	9	2:25.254	53.419	52.777	39.058	151.4	21:53.904
10	2:14.479		3:02.793	37.352	168.2	22:34.614	10	2:24.818		3:15.928	40.725	151.2	24:18.722
11	2:14.364		5:16.960	37.549	166.9	24:48.978	11	2:29.628	54.878	55.798	38.952	154.2	26:48.350
12	2:14.879		7:31.772	37.616	169.5	27:03.857	12	2:24.297		3:19.612	39.435	152.1	29:12.647
13	2:14.993	48.608	48.467	37.918	165.8	29:18.850							

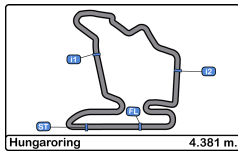
533 Attila Bucsi Suzuki Swift **566** Fabian Dybionka Suzuki Swift
 1.4 Turbo M1RA 1.6 Darek Nowicki Racing

Lap D	Time	Sector 1	Sector 2	Sector 3	T. Spd	Elapsed	Lap D	Time	Sector 1	Sector 2	Sector 3	T. Spd	Elapsed
1	2:20.771	56.969	47.657	36.145	144.1	2:20.771	1	2:28.524	1:00.204	50.306	38.014	138.8	2:28.524
2	2:11.374	46.896	47.993	36.485	175.3	4:32.145	2	2:18.778		3:08.784	38.314	156.9	4:47.302
3	2:10.891	46.922	47.536	36.433	174.4	6:43.036	3	2:18.447		5:27.888	37.657	157.4	7:05.749
4	2:12.090	47.178	48.215	36.697	174.4	8:55.126	4	2:16.996		7:44.735	37.806	157.2	9:22.745
5	2:11.078	47.374	47.369	36.335	173.3	11:06.204	5	2:17.334	50.035	49.395	37.904	156.9	11:40.079
6	2:10.847	47.077	47.297	36.473	172.2	13:17.051	6	2:23.564	55.260	50.405	37.899	156.7	14:03.643
7	2:11.689	47.163	47.897	36.629	172.8	15:28.740	7	2:18.911	50.594	50.198	38.119	155.3	16:22.554
8	2:12.062	47.300	48.197	36.565	173.6	17:40.802	8	2:18.577	50.556	49.975	38.046	154.2	18:41.131
9	2:12.380	47.349	48.164	36.867	174.7	19:53.182	9	2:18.492	50.525	49.963	38.004	155.1	20:59.623
10	2:11.285	47.414	47.498	36.373	175.0	22:04.467	10	2:18.643	50.530	50.016	38.097	154.2	23:18.266
11	2:11.155	47.166	47.562	36.427	174.7	24:15.622	11	2:18.265	50.533	49.728	38.004	154.9	25:36.531
12	2:11.272	47.240	47.593	36.439	171.1	26:26.894	12	2:19.265	50.644	50.348	38.273	154.0	27:55.796
13	2:11.525	47.448	47.593	36.484	169.8	28:38.419	13	2:20.141	50.578	50.758	38.805	154.7	30:15.937

544 Gábor György Suzuki Swift **569** Ábel Sánta Suzuki Swift
 1.6 George Racing Team 1.6 GFS Racing Team

Lap D	Time	Sector 1	Sector 2	Sector 3	T. Spd	Elapsed	Lap D	Time	Sector 1	Sector 2	Sector 3	T. Spd	Elapsed
1	2:31.252	1:02.037	51.006	38.209	143.2	2:31.252	1	3:10.174	1:01.131	1:29.464	39.579	137.9	3:10.174
2	2:19.569	51.187	50.464	37.918	156.5	4:50.821	2	2:26.756	53.021	54.464	39.271	151.8	5:36.930
3	2:18.923	50.751	50.165	38.007	156.5	7:09.744	3	2:24.898	52.150	53.095	39.653	153.8	8:01.828
4	2:19.333	51.175	50.220	37.938	155.1	9:29.077	4	2:21.978	51.485	51.742	38.751	152.3	10:23.806
5	2:18.980	50.827	50.031	38.122	154.9	11:48.057	5	2:21.583	51.687	51.405	38.491	153.4	12:45.389
6	2:18.932	50.749	50.008	38.175	155.6	14:06.989	6	2:21.591		3:12.672	38.815	152.5	15:06.980
7	2:18.557	50.705	49.799	38.053	155.3	16:25.546	7	2:22.175	51.039	51.666	39.470	151.8	17:29.155
8	2:18.568	50.561	49.824	38.183	154.7	18:44.114	8	2:22.419	51.188	51.650	39.581	151.8	19:51.574
9	2:18.286	50.543	49.710	38.033	155.3	21:02.400	9	2:29.358	52.631	56.677	40.050	151.0	22:20.932
10	2:19.009	50.516	49.552	38.941	153.8	23:21.409	10	2:24.234	50.941	54.531	38.762	155.1	24:45.166
11	2:18.634	50.832	49.680	38.122	149.3	25:40.043	11	2:24.201	51.028	53.572	39.601	154.7	27:09.367
12	2:26.601	50.782	53.860	41.959	155.3	28:06.644	12	2:24.319	51.269	52.563	40.487	153.6	29:33.686
13	2:36.257	55.881	53.290	47.086	139.8	30:42.901							





Hungaroring
Swift Cup Europe
Race - 2
Lap Analysis



586

Aleks Sówka

Suzuki Swift

1.4 Turbo

Darek Nowicki Racing

Lap	D	Time	Sector 1	Sector 2	Sector 3	T. Spd	Elapsed
1		2:21.958	57.165	48.240	36.553	148.5	2:21.958
2		2:11.135	47.324	47.365	36.446	175.3	4:33.093
3		2:11.519	47.171	47.528	36.820	173.6	6:44.612
4		2:11.942	47.300	47.984	36.658	171.7	8:56.554
5		2:12.042	47.299	47.753	36.990	173.0	11:08.596
6		2:12.717	47.487	48.243	36.987	174.7	13:21.313
7		2:12.875	47.611	48.301	36.963	175.3	15:34.188
8		2:12.279	47.815	47.726	36.738	171.1	17:46.467
9		2:12.010	47.426	47.657	36.927	171.4	19:58.477
10		2:11.700	47.345	47.727	36.628	170.6	22:10.177
11		2:12.143	47.614	47.674	36.855	173.6	24:22.320
12		2:14.675	47.714	49.948	37.013	174.4	26:36.995
13		2:14.189	47.877	49.015	37.297	169.5	28:51.184

599

Kacper Osek

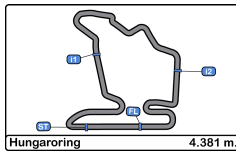
Suzuki Swift

1.4 Turbo

Darek Nowicki Racing

Lap	D	Time	Sector 1	Sector 2	Sector 3	T. Spd	Elapsed
1		2:22.887	57.772	48.050	37.065	135.1	2:22.887
2		2:12.639	47.566	48.142	36.931	173.0	4:35.526
3		2:12.547	47.566	47.822	37.159	171.9	6:48.073
4		2:12.744	47.710	47.940	37.094	171.7	9:00.817
5		2:12.871	47.770	47.885	37.216	170.6	11:13.688
6		2:12.644	47.734	47.956	36.954	169.8	13:26.332
7		2:13.088	47.794	48.179	37.115	171.1	15:39.420
8		2:13.364	48.130	47.998	37.236	170.6	17:52.784
9		2:12.938	47.809	47.892	37.237	169.8	20:05.722
10		2:13.171	47.816	48.007	37.348	170.8	22:18.893
11		2:13.208	47.725	48.491	36.992	169.5	24:32.101
12		2:13.145	47.899	48.068	37.178	171.9	26:45.246
13		2:13.145	47.809	48.109	37.227	169.8	28:58.391





Hungaroring
Swift Cup Europe
Race - 2
Analysis by Lap



Num	Lap Time	Gap
Lap 1		
171	2:17.739	
110	2:18.435	00.696
146	2:18.999	01.260
505	2:19.914	02.175
164	2:20.288	02.549
533	2:20.771	03.032
112	2:21.602	03.863
586	2:21.958	04.219
599	2:22.887	05.148
107	2:23.295	05.556
507	2:23.612	05.873
511	2:24.595	06.856
517	2:25.013	07.274
566	2:28.524	10.785
513	2:28.980	11.241
544	2:31.252	13.513
508	2:32.312	14.573
504	2:33.858	16.119
565	2:36.787	19.048
569	3:10.174	52.435
Num	Lap Time	Gap
Lap 2		
171	2:11.342	
110	2:11.566	00.920
146	2:11.125	01.043
505	2:11.261	02.094
533	2:11.374	03.064
164	2:12.035	03.242
586	2:11.135	04.012
599	2:12.639	06.445
112	2:14.649	07.170
107	2:13.845	08.059
507	2:13.966	08.497
511	2:13.998	09.512
517	2:14.202	10.134
566	2:18.778	18.221
513	2:18.543	18.442
544	2:19.569	21.740
508	2:19.274	22.505
504	2:19.873	24.650
565	2:24.082	31.788
569	2:26.756	1:07.849
Num	Lap Time	Gap
Lap 3		
171	2:11.203	
146	2:11.171	01.011
110	2:12.346	02.063
533	2:10.891	02.752
505	2:12.260	03.151
164	2:12.210	04.249
586	2:11.519	04.328
599	2:12.547	07.789
507	2:14.273	11.567
112	2:15.610	11.577
107	2:15.295	12.151

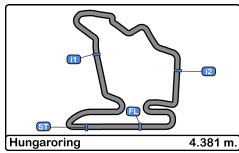
Num	Lap Time	Gap
517	2:14.275	13.206
511	2:15.187	13.496
513	2:16.917	24.156
566	2:18.447	25.465
544	2:18.923	29.460
508	2:18.740	30.042
504	2:19.343	32.790
565	2:22.998	43.583
569	2:24.898	1:21.544
Num	Lap Time	Gap
Lap 4		
171	2:11.606	
146	2:11.533	00.938
110	2:12.600	03.057
533	2:12.090	03.236
505	2:12.231	03.776
586	2:11.942	04.664
164	2:12.790	05.433
599	2:12.744	08.927
507	2:13.098	13.059
112	2:14.650	14.621
107	2:14.287	14.832
517	2:14.046	15.646
511	2:14.784	16.674
513	2:16.873	29.423
566	2:16.996	30.855
544	2:19.333	37.187
508	2:19.712	38.148
504	2:20.090	41.274
565	2:23.753	55.730
569	2:21.978	1:31.916
Num	Lap Time	Gap
Lap 5		
171	2:11.858	
146	2:11.534	00.614
533	2:11.078	02.456
110	2:12.929	04.128
505	2:12.604	04.522
586	2:12.042	04.848
164	2:11.976	05.551
599	2:12.871	09.940
507	2:13.150	14.351
112	2:15.669	18.432
107	2:15.683	18.657
517	2:15.298	19.086
511	2:14.840	19.656
513	2:16.875	34.440
566	2:17.334	36.331
544	2:18.980	44.309
508	2:18.941	45.231
504	2:19.378	48.794
565	2:23.227	1:07.099
569	2:21.583	1:41.641
Num	Lap Time	Gap
Lap 6		
171	2:11.998	

Num	Lap Time	Gap
146	2:11.744	00.360
533	2:10.847	01.305
505	2:12.254	04.778
110	2:13.152	05.282
586	2:12.717	05.567
164	2:12.544	06.097
599	2:12.644	10.586
507	2:13.494	15.847
107	2:14.997	21.656
517	2:15.031	22.119
112	2:16.983	23.417
511	2:15.885	23.543
513	2:17.774	40.216
566	2:23.564	47.897
544	2:18.932	51.243
508	2:21.001	54.234
504	2:20.099	56.895
565	2:22.651	1:17.752
569	2:21.591	1:51.234
Num	Lap Time	Gap
Lap 7		
171	2:12.133	
146	2:12.204	00.431
533	2:11.689	00.861
505	2:12.281	04.926
586	2:12.875	06.309
110	2:13.508	06.657
164	2:12.938	06.902
599	2:13.088	11.541
507	2:13.305	17.019
517	2:14.611	24.597
107	2:15.858	25.381
511	2:15.146	26.556
112	2:17.406	28.690
513	2:17.508	45.591
566	2:18.911	54.675
544	2:18.557	57.667
504	2:20.754	1:05.516
508	2:29.415	1:11.516
565	2:30.723	1:36.342
569	2:22.175	2:01.276
Num	Lap Time	Gap
Lap 8		
171	2:12.090	
146	2:12.177	00.518
533	2:12.062	00.833
505	2:12.479	05.315
586	2:12.279	06.498
110	2:13.034	07.601
164	2:13.045	07.857
599	2:13.364	12.815
507	2:13.789	18.718
517	2:13.941	26.448
107	2:15.122	28.413
511	2:15.529	29.995
112	2:16.168	32.768
513	2:17.497	50.998

Num	Lap Time	Gap
566	2:18.577	1:01.162
544	2:18.568	1:04.145
504	2:19.504	1:12.930
565	2:24.429	1:48.681
569	2:22.419	2:11.605
Num	Lap Time	Gap
Lap 9		
171	2:12.129	
146	2:12.500	00.889
533	2:12.380	01.084
505	2:12.157	05.343
586	2:12.010	06.379
110	2:12.998	08.470
164	2:13.172	08.900
599	2:12.938	13.624
507	2:13.704	20.293
517	2:13.718	28.037
107	2:14.857	31.141
511	2:16.341	34.207
112	2:16.258	36.897
513	2:17.312	56.181
566	2:18.492	1:07.525
544	2:18.286	1:10.302
504	2:20.006	1:20.807
565	2:25.254	2:01.806
Num	Lap Time	Gap
Lap 10		
171	2:11.990	
533	2:11.285	00.379
146	2:12.456	01.355
505	2:12.231	05.584
586	2:11.700	06.089
110	2:13.016	09.496
164	2:12.872	09.782
599	2:13.171	14.805
569	2:29.358	1 Lap
507	2:13.605	21.908
517	2:14.479	30.526
107	2:14.919	34.070
511	2:15.151	37.368
112	2:15.715	40.622
513	2:17.415	1:01.606
566	2:18.643	1:14.178
544	2:19.009	1:17.321
504	2:20.231	1:29.048
Num	Lap Time	Gap
Lap 11		
533	2:11.155	
171	2:12.504	00.970
146	2:11.706	01.527
565	2:24.818	1 Lap
505	2:12.168	06.218
586	2:12.143	06.698
110	2:13.220	11.182
164	2:13.504	11.752
599	2:13.208	16.479

Num	Lap Time	Gap
507	2:13.617	23.991
569	2:24.234	1 Lap
517	2:14.364	33.356
107	2:14.810	37.346
511	2:15.556	41.390
112	2:16.164	45.252
513	2:17.220	1:07.292
566	2:18.265	1:20.909
544	2:18.634	1:24.421
504	2:20.312	1:37.826
Num	Lap Time	Gap
Lap 12		
533	2:11.272	
171	2:12.055	01.753
146	2:12.114	02.369
505	2:14.929	09.875
586	2:14.675	10.101
110	2:13.175	13.085
164	2:12.879	13.359
599	2:13.145	18.352
565	2:29.628	1 Lap
507	2:13.513	26.232
517	2:14.879	36.963
107	2:15.001	41.075
569	2:24.201	1 Lap
511	2:15.752	45.870
112	2:15.821	49.801
513	2:17.846	1:13.866
566	2:19.265	1:28.902
544	2:26.601	1:39.750
504	2:20.417	1:46.971
Num	Lap Time	Gap
Lap 13		
533	2:11.525	
171	2:13.295	03.523
146	2:12.929	03.773
505	2:13.916	12.266
586	2:14.189	12.765
110	2:13.034	14.594
164	2:13.034	14.868
599	2:13.145	19.972
507	2:14.234	28.941
565	2:24.297	1 Lap
517	2:14.993	40.431
107	2:15.123	44.673
511	2:16.921	51.266
569	2:24.319	1 Lap
112	2:18.743	57.019
513	2:18.400	1:20.741
566	2:20.141	1:37.518
504	2:20.750	1:56.196
544	2:36.257	2:04.482



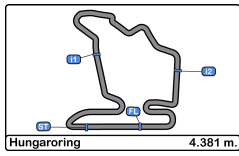


Hungaroring
Swift Cup Europe
Race - 2







Best Sectors Results

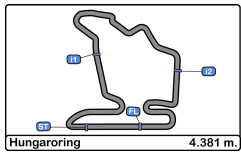
Sector - 1			Sector - 2			Sector - 3			Ideal Lap vs Best Lap						
Clas	Nº	Driver	Time	Nº	Driver	Time	Nº	Driver	Time	Clas	Nº	Driver	Ideal Lap	Best Lap	Clas
1	53	Attila Bucsi	46.896	533	Attila Bucsi	47.297	146	Fabian Ohrfandl	36.003	1	533	Attila Bucsi	2:10.338	2:10.847	1
2	14	Fabian Ohrfandl	47.011	586	Aleks Sówka	47.365	171	Philipp Dietrich	36.129	2	146	Fabian Ohrfandl	2:10.499	2:11.125	2
3	58	Aleks Sówka	47.171	110	Christoph Zellhofer	47.370	533	Attila Bucsi	36.145	3	586	Aleks Sówka	2:10.982	2:11.135	3
4	16	Martin Zellhofer	47.216	505	Balázs Hartmann	47.381	110	Christoph Zellhofer	36.304	4	171	Philipp Dietrich	2:11.021	2:11.203	4
5	50	Balázs Hartmann	47.351	171	Philipp Dietrich	47.471	586	Aleks Sówka	36.446	5	110	Christoph Zellhofer	2:11.043	2:11.566	6
6	11	Christoph Zellhofer	47.369	146	Fabian Ohrfandl	47.485	505	Balázs Hartmann	36.529	6	505	Balázs Hartmann	2:11.261	2:11.261	5
7	17	Philipp Dietrich	47.421	164	Martin Zellhofer	47.627	507	Móric Csermely	36.552	7	164	Martin Zellhofer	2:11.570	2:11.976	7
8	59	Kacper Osek	47.566	599	Kacper Osek	47.822	164	Martin Zellhofer	36.727	8	599	Kacper Osek	2:12.319	2:12.547	8
9	51	Krisztián Füge	47.969	507	Móric Csermely	47.992	107	Michael Mayr	36.872	9	507	Móric Csermely	2:12.560	2:13.098	9
10	50	Móric Csermely	48.016	517	Toon Knapen	48.437	599	Kacper Osek	36.931	10	517	Toon Knapen	2:13.432	2:13.718	10
11	51	Toon Knapen	48.026	107	Michael Mayr	48.533	511	Krisztián Füge	36.949	11	107	Michael Mayr	2:13.490	2:13.845	11
12	10	Michael Mayr	48.085	511	Krisztián Füge	48.590	112	Maximilian Mayr	36.953	12	511	Krisztián Füge	2:13.508	2:13.998	12
13	11	Maximilian Mayr	48.629	112	Maximilian Mayr	48.675	517	Toon Knapen	36.969	13	112	Maximilian Mayr	2:14.257	2:14.649	13
14	56	Fabian Dybionka	50.035	513	Zoltán Csuti	48.790	513	Zoltán Csuti	37.563	14	513	Zoltán Csuti	2:16.583	2:16.873	14
15	51	Zoltán Csuti	50.230	566	Fabian Dybionka	49.395	566	Fabian Dybionka	37.657	15	566	Fabian Dybionka	2:17.087	2:16.996	15
16	50	Gábor Együd	50.438	544	Gábor György	49.552	508	Gábor Együd	37.894	16	544	Gábor György	2:17.986	2:18.286	16
17	54	Gábor György	50.516	504	Balázs György	49.848	544	Gábor György	37.918	17	508	Gábor Együd	2:18.339	2:18.740	17
18	56	Ábel Sánta	50.941	508	Gábor Együd	50.007	504	Balázs György	38.124	18	504	Balázs György	2:18.967	2:19.343	18
19	50	Balázs György	50.995	569	Ábel Sánta	51.405	569	Ábel Sánta	38.491	19	569	Ábel Sánta	2:20.837	2:21.583	19
20	56	Ferenc Hartmann	52.112	565	Ferenc Hartmann	51.647	565	Ferenc Hartmann	38.952	20	565	Ferenc Hartmann	2:22.711	2:22.651	20



Hungaroring
Swift Cup Europe
Race - 2
Leader Sequence



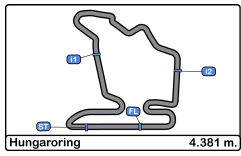
N°	Driver	Nat	Team	Nat	Vehicle	Cat	Clas	Start Lap	End Lap	Laps	Total Laps
171	Philipp Dietrich	 AUT	Suzuki Team Austria	 AUT	Suzuki Swift	1.4 Turbo		1	10	10	10
533	Attila Bucsi	 HUN	M1RA	 HUN	Suzuki Swift	1.4 Turbo		11	13	3	3



Hungaroring
Swift Cup Europe
Race - 2
Best 5 Lap Times



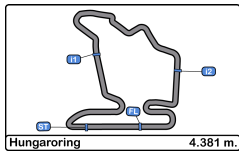
Cls	N°	Driver	Nat	Team	Nat	Vehicle	Cat	Cls	Best 1		Best 2		Best 3		Best 4		Best 5	
									Time	Lap	Time	Lap	Time	Lap	Time	Lap	Time	Lap
1	533	Attila Bucsi	HUN	M1RA	HUN	Suzuki Swift	1.4 Turbo	1	2:10.847	6	2:10.891	3	2:11.078	5	2:11.155	11	2:11.272	12
2	146	Fabian Ohrfandl	AUT	Suzuki Team Austria	AUT	Suzuki Swift	1.4 Turbo	2	2:11.125	2	2:11.171	3	2:11.533	4	2:11.534	5	2:11.706	11
3	586	Aleks Sówka	POL	Darek Nowicki Racing	POL	Suzuki Swift	1.4 Turbo	3	2:11.135	2	2:11.519	3	2:11.700	10	2:11.942	4	2:12.010	9
4	171	Philipp Dietrich	AUT	Suzuki Team Austria	AUT	Suzuki Swift	1.4 Turbo	4	2:11.203	3	2:11.342	2	2:11.606	4	2:11.858	5	2:11.990	10
5	505	Balázs Hartmann	HUN	GFS Racing Team	HUN	Suzuki Swift	1.4 Turbo	5	2:11.261	2	2:12.157	9	2:12.168	11	2:12.231	4	2:12.231	10
6	110	Christoph Zellhofer	AUT	Suzuki Team Austria	AUT	Suzuki Swift	1.4 Turbo	6	2:11.566	2	2:12.346	3	2:12.600	4	2:12.929	5	2:12.998	9
7	164	Martin Zellhofer	AUT	Suzuki Team Austria	AUT	Suzuki Swift	1.4 Turbo	7	2:11.976	5	2:12.035	2	2:12.210	3	2:12.544	6	2:12.790	4
8	599	Kacper Osek	POL	Darek Nowicki Racing	POL	Suzuki Swift	1.4 Turbo	8	2:12.547	3	2:12.639	2	2:12.644	6	2:12.744	4	2:12.871	5
9	507	Móric Csermely	HUN	M1RA	HUN	Suzuki Swift	1.4 Turbo	9	2:13.098	4	2:13.150	5	2:13.305	7	2:13.494	6	2:13.513	12
10	517	Toon Knapen	NLD	GFS Racing Team	NLD	Suzuki Swift	1.4 Turbo	10	2:13.718	9	2:13.941	8	2:14.046	4	2:14.202	2	2:14.275	3
11	107	Michael Mayr	AUT	Suzuki Team Austria	AUT	Suzuki Swift	1.4 Turbo	11	2:13.845	2	2:14.287	4	2:14.810	11	2:14.857	9	2:14.919	10
12	511	Krisztián Füge	HUN	Wixxico	HUN	Suzuki Swift	1.4 Turbo	12	2:13.998	2	2:14.784	4	2:14.840	5	2:15.146	7	2:15.151	10
13	112	Maximilian Mayr	AUT	Suzuki Team Austria	AUT	Suzuki Swift	1.4 Turbo	13	2:14.649	2	2:14.650	4	2:15.610	3	2:15.669	5	2:15.715	10
14	513	Zoltán Csuti	HUN	M1RA	HUN	Suzuki Swift	1.6	1	2:16.873	4	2:16.875	5	2:16.917	3	2:17.220	11	2:17.312	9
15	566	Fabian Dybionka	POL	Darek Nowicki Racing	POL	Suzuki Swift	1.6	2	2:16.996	4	2:17.334	5	2:18.265	11	2:18.447	3	2:18.492	9
16	544	Gábor György	HUN	George Racing Team	HUN	Suzuki Swift	1.6	3	2:18.286	9	2:18.557	7	2:18.568	8	2:18.634	11	2:18.923	3
17	508	Gábor Együd	HUN	GFS Racing Team	HUN	Suzuki Swift	1.6	4	2:18.740	3	2:18.941	5	2:19.274	2	2:19.712	4	2:21.001	6
18	504	Balázs György	HUN	George Racing Team	HUN	Suzuki Swift	1.6	5	2:19.343	3	2:19.378	5	2:19.504	8	2:19.873	2	2:20.006	9
19	569	Ábel Sánta	HUN	GFS Racing Team	HUN	Suzuki Swift	1.6	6	2:21.583	5	2:21.591	6	2:21.978	4	2:22.175	7	2:22.419	8
20	565	Ferenc Hartmann	HUN	GFS Racing Team	HUN	Suzuki Swift	1.6	7	2:22.651	6	2:22.998	3	2:23.227	5	2:23.753	4	2:24.082	2



Hungaroring
Swift Cup Europe
Race - 2
Best 5 Top Speeds



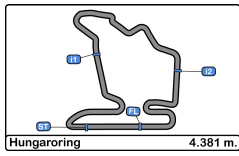
Cls	N°	Driver	Nat	Team	Nat	Vehicle	Cat	Cls	Top 1		Top 2		Top 3		Top 4		Top 5		Avg
									Km/h	Lap	Km/h	Lap	Km/h	Lap	Km/h	Lap	Km/h	Lap	
1	533	Attila Bucsi	HUN	M1RA	HUN	Suzuki Swift	1.4 Turbo	1	175.3	2	175.0	10	174.7	9	174.7	11	174.4	3	174.8
2	586	Aleks Sówka	POL	Darek Nowicki Racing	POL	Suzuki Swift	1.4 Turbo	2	175.3	2	175.3	7	174.7	6	174.4	12	173.6	3	174.7
3	505	Balázs Hartmann	HUN	GFS Racing Team	HUN	Suzuki Swift	1.4 Turbo	3	174.4	4	173.9	6	172.2	5	171.4	3	171.1	13	172.6
4	164	Martin Zellhofer	AUT	Suzuki Team Austria	AUT	Suzuki Swift	1.4 Turbo	4	173.9	2	173.3	7	173.0	3	172.5	9	171.9	12	172.9
5	517	Toon Knapen	NLD	GFS Racing Team	NLD	Suzuki Swift	1.4 Turbo	5	173.6	2	173.6	4	172.2	3	171.4	6	169.8	5	172.1
6	110	Christoph Zellhofer	AUT	Suzuki Team Austria	AUT	Suzuki Swift	1.4 Turbo	6	173.3	7	173.0	8	171.7	3	171.7	9	170.8	4	172.1
7	146	Fabian Ohrfandl	AUT	Suzuki Team Austria	AUT	Suzuki Swift	1.4 Turbo	7	173.3	2	173.3	12	172.5	10	171.9	6	171.9	7	172.6
8	511	Krisztián Füge	HUN	Wixxico	HUN	Suzuki Swift	1.4 Turbo	8	173.0	4	172.8	8	171.9	12	171.1	11	170.8	6	171.9
9	599	Kacper Osek	POL	Darek Nowicki Racing	POL	Suzuki Swift	1.4 Turbo	9	173.0	2	171.9	3	171.9	12	171.7	4	171.1	7	171.9
10	107	Michael Mayr	AUT	Suzuki Team Austria	AUT	Suzuki Swift	1.4 Turbo	10	172.2	3	171.9	2	171.7	5	171.1	6	170.8	8	171.5
11	507	Móric Csermely	HUN	M1RA	HUN	Suzuki Swift	1.4 Turbo	11	171.4	2	170.8	3	167.4	6	167.4	7	167.1	11	168.8
12	112	Maximilian Mayr	AUT	Suzuki Team Austria	AUT	Suzuki Swift	1.4 Turbo	12	170.8	3	169.8	2	169.5	5	168.2	6	167.4	8	169.1
13	171	Philipp Dietrich	AUT	Suzuki Team Austria	AUT	Suzuki Swift	1.4 Turbo	13	170.6	12	168.7	13	168.4	3	168.4	4	168.2	6	168.9
14	513	Zoltán Csuti	HUN	M1RA	HUN	Suzuki Swift	1.6	1	159.0	2	158.3	3	153.8	9	153.6	4	153.6	6	155.7
15	508	Gábor Együd	HUN	GFS Racing Team	HUN	Suzuki Swift	1.6	2	157.6	3	156.9	4	156.2	6	156.0	2	155.8	5	156.5
16	566	Fabian Dybionka	POL	Darek Nowicki Racing	POL	Suzuki Swift	1.6	3	157.4	3	157.2	4	156.9	2	156.9	5	156.7	6	157.0
17	544	Gábor György	HUN	George Racing Team	HUN	Suzuki Swift	1.6	4	156.5	2	156.5	3	155.6	6	155.3	7	155.3	9	155.8
18	504	Balázs György	HUN	George Racing Team	HUN	Suzuki Swift	1.6	5	156.0	2	155.8	3	155.1	6	154.9	7	154.5	5	155.3
19	569	Ábel Sánta	HUN	GFS Racing Team	HUN	Suzuki Swift	1.6	6	155.1	10	154.7	11	153.8	3	153.6	12	153.4	5	154.1
20	565	Ferenc Hartmann	HUN	GFS Racing Team	HUN	Suzuki Swift	1.6	7	154.2	11	152.9	2	152.9	5	152.3	6	152.1	3	152.9



Hungaroring
Swift Cup Europe
Race - 2
Fastest Laps Sequence



Lap	Time of Day	Session Time	N°	Driver	Nat	Team	Nat	Vehicle	Cat	Time	Km/h
2	18:38:48.258	4:29.258	171	Philipp Dietrich		Suzuki Team Austria		Suzuki Swift	1.4 Turbo	2:11.342	120.0
2	18:38:49.302	4:30.302	146	Fabian Ohrfandl		Suzuki Team Austria		Suzuki Swift	1.4 Turbo	2:11.125	120.2
3	18:41:02.213	6:43.213	533	Attila Bucsi		M1RA		Suzuki Swift	1.4 Turbo	2:10.891	120.4
6	18:47:36.228	13:17.228	533	Attila Bucsi		M1RA		Suzuki Swift	1.4 Turbo	2:10.847	120.5

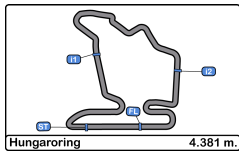


Hungaroring
Swift Cup Europe
Race - 2



Event Best Maximum Speed

Nº	Driver	Nat	Team	Nat	Vehicle	Cat	Clas	Km/h	Session
586	Aleks Sówka		Darek Nowicki Racing		Suzuki Swift	1.4	1	177.6	Race - 1
171	Philipp Dietrich		Suzuki Team Austria		Suzuki Swift	1.4	2	175.6	Race - 1
533	Attila Bucsi		M1RA		Suzuki Swift	1.4	3	175.3	Race - 2
599	Kacper Osek		Darek Nowicki Racing		Suzuki Swift	1.4	4	174.7	Qualifying
505	Balázs Hartmann		GFS Racing Team		Suzuki Swift	1.4	5	174.4	Race - 2
110	Christoph Zellhofer		Suzuki Team Austria		Suzuki Swift	1.4	6	174.1	Qualifying
164	Martin Zellhofer		Suzuki Team Austria		Suzuki Swift	1.4	7	174.1	Race - 1
146	Fabian Ohrfandl		Suzuki Team Austria		Suzuki Swift	1.4	8	173.6	Qualifying
517	Toon Knapen		GFS Racing Team		Suzuki Swift	1.4	9	173.6	Race - 2
507	Móric Csermely		M1RA		Suzuki Swift	1.4	10	173.3	Race - 1
511	Krisztián Füge		Wixxico		Suzuki Swift	1.4	11	173.0	Race - 2
107	Michael Mayr		Suzuki Team Austria		Suzuki Swift	1.4	12	172.8	Race - 1
112	Maximilian Mayr		Suzuki Team Austria		Suzuki Swift	1.4	13	170.8	Race - 2
566	Fabian Dybionka		Darek Nowicki Racing		Suzuki Swift	1.6	1	160.4	Race - 1
504	Balázs György		George Racing Team		Suzuki Swift	1.6	2	159.2	Race - 1
544	Gábor György		George Racing Team		Suzuki Swift	1.6	3	159.0	Race - 1
513	Zoltán Csuti		M1RA		Suzuki Swift	1.6	4	159.0	Race - 2
508	Gábor Együd		GFS Racing Team		Suzuki Swift	1.6	5	157.6	Race - 2
565	Ferenc Hartmann		GFS Racing Team		Suzuki Swift	1.6	6	156.2	Free Practice
569	Ábel Sánta		GFS Racing Team		Suzuki Swift	1.6	7	155.1	Race - 2



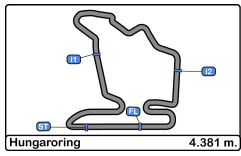
Hungaroring
Swift Cup Europe
Race - 2
Lap Chart



LAP

Nr	Pos	Grid	1	2	3	4	5	6	7	8	9	10	11	12	13
507	1	507	171	171	171	171	171	171	171	171	171	171	533	533	533
599	2	599	110	110	146	146	146	146	146	146	146	533	171	171	171
505	3	505	146	146	110	110	533	533	533	533	533	146	146	146	146
171	4	171	505	505	533	533	110	505	505	505	505	505	505	505	505
164	5	164	164	533	505	505	505	110	586	586	586	586	586	586	586
110	6	110	533	164	164	586	586	586	110	110	110	110	110	110	110
146	7	146	112	586	586	164	164	164	164	164	164	164	164	164	164
533	8	533	586	599	599	599	599	599	599	599	599	599	599	599	599
107	9	107	599	112	507	507	507	507	507	507	507	507	507	507	507
112	10	112	107	107	112	112	112	107	517	517	517	517	517	517	517
511	11	511	507	507	107	107	107	517	107	107	107	107	107	107	107
586	12	586	511	511	517	517	517	112	511	511	511	511	511	511	511
517	13	517	517	517	511	511	511	112	112	112	112	112	112	112	112
566	14	566	566	566	513	513	513	513	513	513	513	513	513	513	513
565	15	565	513	513	566	566	566	566	566	566	566	566	566	566	566
569	16	569	544	544	544	544	544	544	544	544	544	544	544	544	504
508	17	508	508	508	508	508	508	504	504	504	504	504	504	504	544
513	18	513	504	504	504	504	504	508	565	565	565	565	565	565	
504	19	504	565	565	565	565	565	565	565	569	569	569	569	569	
544	20	544	569	569	569	569	569	569	569						

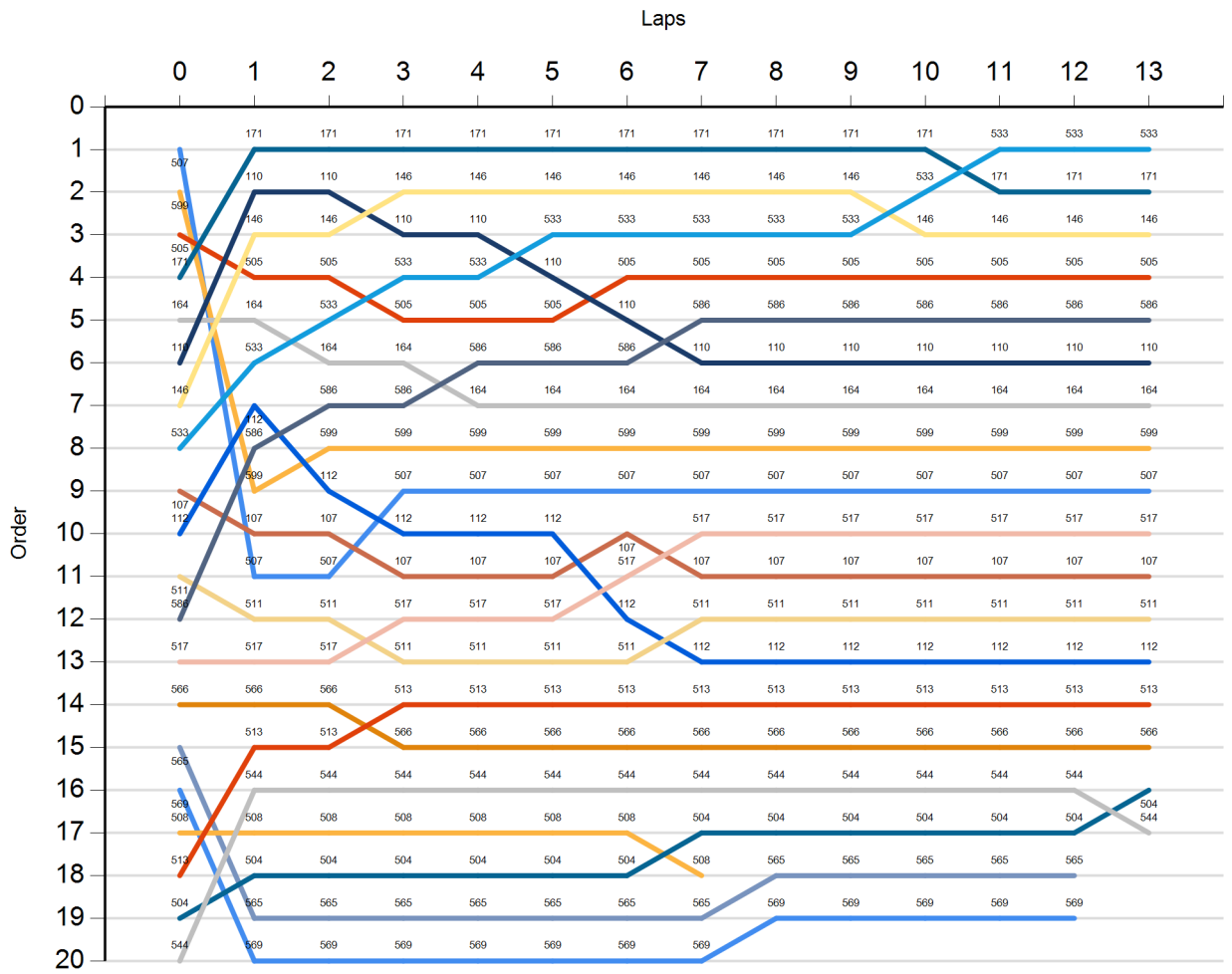


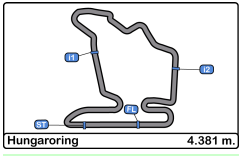


Hungaroring
Swift Cup Europe
Race - 2
Graphic Lap Chart



- 507
- 599
- 505
- 171
- 164
- 110
- 146
- 533
- 107
- 112
- 511
- 586
- 517
- 566
- 565
- 569
- 508
- 513
- 504
- 544



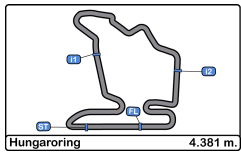


Hungaroring
Swift Cup Europe
Race - 2
Pit Stop Analysis



N°	In Day Time	Driver	Nat	Team	Nat	Vehicle	Cat	In Time	Stop N°	Pit Time	Handicap	Penalty
----	-------------	--------	-----	------	-----	---------	-----	---------	---------	----------	----------	---------

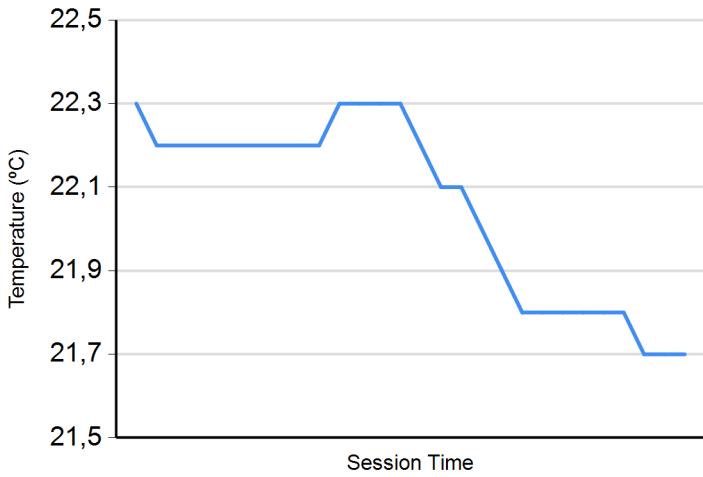




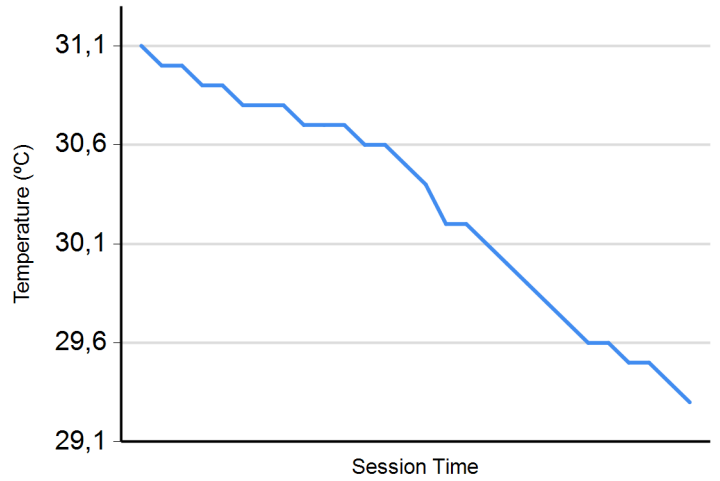
Hungaroring
Swift Cup Europe
Race - 2
Weather Report



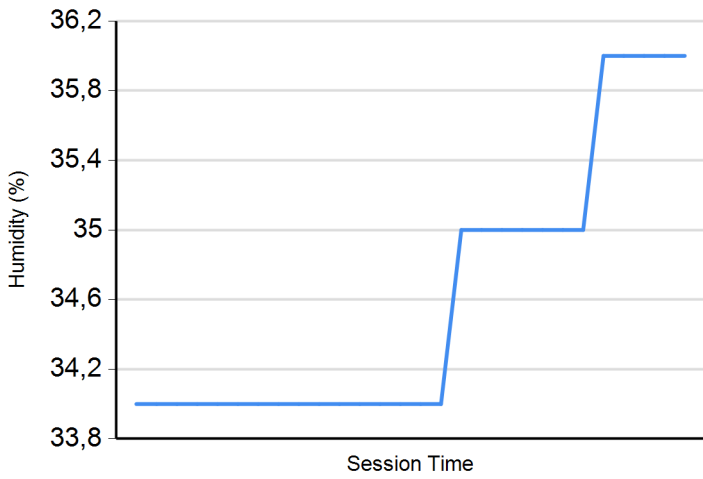
Air Temperature



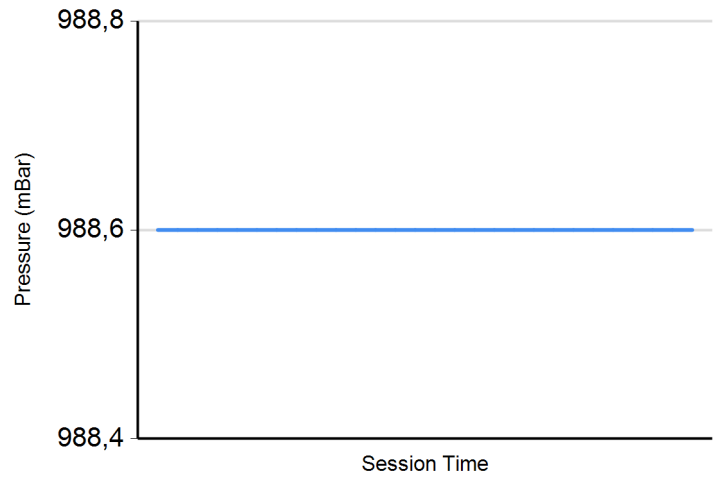
Track Temperature



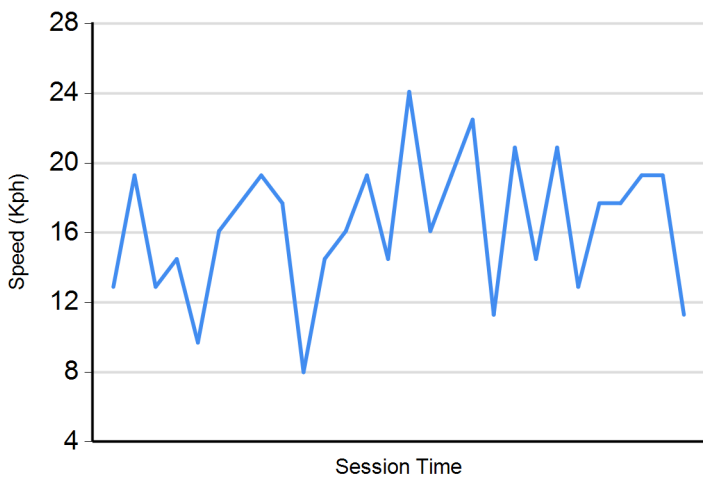
Humidity



Pressure



Wind Speed



Wind direction

