



Hungaroring
Swift Cup Europe
Qualifying
Provisional Results



Clas	Nº	Driver	Nat	Team	Nat	Vehicle	Cat	Clas	Laps	Best	Time	Gap	Interval	Km/h
1	533	Attila Bucsi	HUN	M1RA	HUN	Suzuki Swift	1.4	1	3	2	2:09.508			121.7
2	146	Fabian Ohrfandl	AUT	Suzuki Team Austria	AUT	Suzuki Swift	1.4	2	3	2	2:09.792	0.284	0.284	121.5
3	586	Aleks Sówka	POL	Darek Nowicki Racing	POL	Suzuki Swift	1.4	3	9	2	2:10.677	1.169	0.885	120.6
4	505	Balázs Hartmann	HUN	GFS Racing Team	HUN	Suzuki Swift	1.4	4	7	2	2:11.427	1.919	0.750	120.0
5	110	Christoph Zellhofer	AUT	Suzuki Team Austria	AUT	Suzuki Swift	1.4	5	12	2	2:11.510	2.002	0.083	119.9
6	164	Martin Zellhofer	AUT	Suzuki Team Austria	AUT	Suzuki Swift	1.4	6	12	2	2:11.776	2.268	0.266	119.6
7	171	Philipp Dietrich	AUT	Suzuki Team Austria	AUT	Suzuki Swift	1.4	7	9	3	2:11.871	2.363	0.095	119.5
8	599	Kacper Osek	POL	Darek Nowicki Racing	POL	Suzuki Swift	1.4	8	10	2	2:11.959	2.451	0.088	119.5
9	517	Toon Knapen	NLD	GFS Racing Team	NLD	Suzuki Swift	1.4	9	11	2	2:12.075	2.567	0.116	119.4
10	107	Michael Mayr	AUT	Suzuki Team Austria	AUT	Suzuki Swift	1.4	10	9	2	2:12.846	3.338	0.771	118.7
11	112	Maximilian Mayr	AUT	Suzuki Team Austria	AUT	Suzuki Swift	1.4	11	6	2	2:13.359	3.851	0.513	118.2
12	513	Zoltán Csuti	HUN	M1RA	HUN	Suzuki Swift	1.6	1	4	3	2:16.075	6.567	2.716	115.9
13	566	Fabian Dybionka	POL	Darek Nowicki Racing	POL	Suzuki Swift	1.6	2	10	2	2:17.738	8.230	1.663	114.5
14	504	Balázs György	HUN	George Racing Team	HUN	Suzuki Swift	1.6	3	10	5	2:19.351	9.843	1.613	113.1
15	508	Gábor Együd	HUN	GFS Racing Team	HUN	Suzuki Swift	1.6	4	12	7	2:20.093	10.585	0.742	112.5
16	565	Ferenc Hartmann	HUN	GFS Racing Team	HUN	Suzuki Swift	1.6	5	8	6	2:22.790	13.282	2.697	110.4
17	569	Ábel Sánta	HUN	GFS Racing Team	HUN	Suzuki Swift	1.6	6	11	3	2:24.945	15.437	2.155	108.8
18	544	Gábor György	HUN	George Racing Team	HUN	Suzuki Swift	1.6	7	1	1	11:33:17.6	11:31:08.	11:30:52.	00.0

*** PENALTIES**

CARS #110 - #171 - #508 SOME LAP TIMES DELETED DUE TO TRACK LIMITS

Published at:.....

Track Temp: 43.7 °C Air Temp: 23.5 °C Humidity: 45 % Track Status: DRY

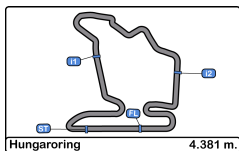
Stewards:

Race Director:

Timekeeper:


 Luis Angel Garcia Nuñez
 JOB/I-0030-ESP





Hungaroring
Swift Cup Europe
Qualifying
Provisional Results by Category



Clas	Nº	Driver	Nat	Team	Nat	Vehicle	Cat	Clas	Laps	Best	Time	Gap	Interval	Km/h
1.4 Turbo														
1	533	Attila Bucsi	HUN	M1RA	HUN	Suzuki Swift	1.4 Turbo	1	3	2	2:09.508			121.7
2	146	Fabian Ohrfandl	AUT	Suzuki Team Austria	AUT	Suzuki Swift	1.4 Turbo	2	3	2	2:09.792	0.284	0.284	121.5
3	586	Aleks Sówka	POL	Darek Nowicki Racing	POL	Suzuki Swift	1.4 Turbo	3	9	2	2:10.677	1.169	0.885	120.6
4	505	Balázs Hartmann	HUN	GFS Racing Team	HUN	Suzuki Swift	1.4 Turbo	4	7	2	2:11.427	1.919	0.750	120.0
5	110	Christoph Zellhofer	AUT	Suzuki Team Austria	AUT	Suzuki Swift	1.4 Turbo	5	12	2	2:11.510	2.002	0.083	119.9
6	164	Martin Zellhofer	AUT	Suzuki Team Austria	AUT	Suzuki Swift	1.4 Turbo	6	12	2	2:11.776	2.268	0.266	119.6
7	171	Philipp Dietrich	AUT	Suzuki Team Austria	AUT	Suzuki Swift	1.4 Turbo	7	9	3	2:11.871	2.363	0.095	119.5
8	599	Kacper Osek	POL	Darek Nowicki Racing	POL	Suzuki Swift	1.4 Turbo	8	10	2	2:11.959	2.451	0.088	119.5
9	517	Toon Knapen	NLD	GFS Racing Team	NLD	Suzuki Swift	1.4 Turbo	9	11	2	2:12.075	2.567	0.116	119.4
10	107	Michael Mayr	AUT	Suzuki Team Austria	AUT	Suzuki Swift	1.4 Turbo	10	9	2	2:12.846	3.338	0.771	118.7
11	112	Maximilian Mayr	AUT	Suzuki Team Austria	AUT	Suzuki Swift	1.4 Turbo	11	6	2	2:13.359	3.851	0.513	118.2
1.6														
1	513	Zoltán Csuti	HUN	M1RA	HUN	Suzuki Swift	1.6	1	4	3	2:16.075			115.9
2	566	Fabian Dybionka	POL	Darek Nowicki Racing	POL	Suzuki Swift	1.6	2	10	2	2:17.738	1.663	1.663	114.5
3	504	Balázs György	HUN	George Racing Team	HUN	Suzuki Swift	1.6	3	10	5	2:19.351	3.276	1.613	113.1
4	508	Gábor Együd	HUN	GFS Racing Team	HUN	Suzuki Swift	1.6	4	12	7	2:20.093	4.018	0.742	112.5
5	565	Ferenc Hartmann	HUN	GFS Racing Team	HUN	Suzuki Swift	1.6	5	8	6	2:22.790	6.715	2.697	110.4
6	569	Ábel Sánta	HUN	GFS Racing Team	HUN	Suzuki Swift	1.6	6	11	3	2:24.945	8.870	2.155	108.8
7	544	Gábor György	HUN	George Racing Team	HUN	Suzuki Swift	1.6	7	1	1	11:33:17.6	11:31:01.	11:30:52.	00.0

*** PENALTIES**

CARS #110 - #171 - #508 SOME LAP TIMES DELETED DUE TO TRACK LIMITS

Published at:.....

Track Temp: 43.7 °C Air Temp: 23.5 °C Humidity: 45 % Track Status: DRY

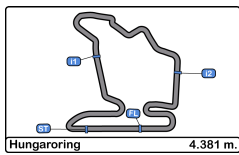
Stewards:

Race Director:

Timekeeper:

 Luis Angel Garcia Nufez
 JOB/I-0030-ESP





Hungaroring
Swift Cup Europe
Qualifying
Lap Analysis



107 Michael Mayr Suzuki Swift **164** Martin Zellhofer Suzuki Swift
 1.4 Turbo Suzuki Team Austria 1.4 Turbo Suzuki Team Austria

Lap D	Time	Sector 1	Sector 2	Sector 3	T. Spd	Elapsed	Lap D	Time	Sector 1	Sector 2	Sector 3	T. Spd	Elapsed
1	11:32:24.911	11:30:58.978	49.056	36.877		11:32:24.911	1	11:32:17.333	11:30:53.942	47.296	36.095		11:32:17.333
2	2:12.846	47.542	48.177	37.127	170.8	11:34:37.757	2	2:11.776	47.551	47.585	36.640	171.1	11:34:29.109
3	2:14.612	48.307	48.897	37.408	169.5	11:36:52.369	3	2:22.474	49.773	51.685	41.016	169.5	11:36:51.583
4	2:13.912	48.093	48.497	37.322	171.4	11:39:06.281	4	2:12.886	47.766	47.936	37.184	167.7	11:39:04.469
5	2:27.000	59.983	49.604	37.413	170.3	11:41:33.281	5	2:15.526	48.095	48.389	39.042	168.7	11:41:19.995
6	2:15.045	48.511	48.827	37.707	170.0	11:43:48.326	6	2:13.421	48.041	48.286	37.094	173.0	11:43:33.416
7	2:15.642	48.926	49.295	37.421	166.4	11:46:03.968	7	2:22.343 P	49.010	48.887	44.446	169.8	11:45:55.759
8	2:15.061	48.553	49.312	37.196	165.6	11:48:19.029	8	3:33.522	2:08.609	47.974	36.939		11:49:29.281
9	2:45.466 P	54.037	56.864	54.565	134.1	11:51:04.495	9	2:13.165	47.902	48.136	37.127	170.0	11:51:42.446

110 Christoph Zellhofer Suzuki Swift **171** Philipp Dietrich Suzuki Swift
 1.4 Turbo Suzuki Team Austria 1.4 Turbo Suzuki Team Austria

Lap D	Time	Sector 1	Sector 2	Sector 3	T. Spd	Elapsed	Lap D	Time	Sector 1	Sector 2	Sector 3	T. Spd	Elapsed
1	11:32:15.356	11:30:51.906	47.230	36.220		11:32:15.356	1	11:32:14.660	11:30:50.577	47.248	36.835		11:32:14.660
2	2:11.510	47.350	47.696	36.464	173.6	11:34:26.866	2	2:40.953	47.139	47.657	36.157	171.7	11:34:25.613
3	2:19.727	51.262	51.174	37.291	163.8	11:36:46.593	3	2:11.871	47.504	47.852	36.515	170.3	11:36:37.484
4	2:18.417	47.758	52.418	38.241	170.3	11:39:05.010	4	2:47.682 P	58.265	1:00.146	49.271	168.7	11:39:25.166
5	2:14.550	47.713	48.873	37.964	174.1	11:41:19.560	5	5:31.500	3:53.817	59.884	37.799		11:44:56.666
6	2:13.401	47.990	48.064	37.347	170.3	11:43:32.961	6	2:17.994	47.513	50.598	39.883	169.5	11:47:14.660
7	2:13.363	47.996	48.270	37.097	169.8	11:45:46.324	7	2:12.301	47.550	48.096	36.655	170.3	11:49:26.961
8	2:38.128 P	54.592	55.313	48.223	145.7	11:48:24.452	8	2:12.052	47.703	47.817	36.532	169.2	11:51:39.013
9	3:45.984	2:17.162	49.822	39.000		11:52:10.436	9	2:47.989 P	1:00.022	56.698	51.269	154.5	11:54:27.002
10	2:12.849	47.685	48.110	37.024	170.3	11:54:23.255							
11	2:17.710	47.764	52.626	37.320	170.0	11:56:40.965							
12	2:47.643 P	52.788	56.651	58.204	142.2	11:59:28.608							

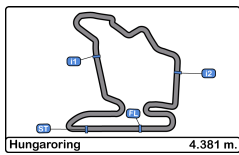
112 Maximilian Mayr Suzuki Swift **504** Balázs György Suzuki Swift
 1.4 Turbo Suzuki Team Austria 1.6 George Racing Team

Lap D	Time	Sector 1	Sector 2	Sector 3	T. Spd	Elapsed	Lap D	Time	Sector 1	Sector 2	Sector 3	T. Spd	Elapsed
1	11:32:22.132	11:30:54.997	49.129	38.006		11:32:22.132	1	11:32:47.778	11:31:13.631	54.691	39.456		11:32:47.778
2	2:13.359	47.891	48.523	36.945	169.2	11:34:35.491	2	2:20.294	51.088	50.743	38.463	155.8	11:35:08.072
3	2:18.643	51.655	49.596	37.392	168.2	11:36:54.134	3	2:19.853	50.985	50.380	38.488	156.2	11:37:27.925
4	2:22.948	50.767	53.246	38.935	170.6	11:39:17.082	4	2:19.433	50.756	50.258	38.419	155.8	11:39:47.358
5	2:14.803	48.438	48.835	37.530	168.7	11:41:31.885	5	2:19.351	50.650	50.358	38.343	157.2	11:42:06.709
6	2:50.886 P	55.084	1:01.320	54.482	163.3	11:44:22.771	6	2:43.807 P	52.654	56.742	54.411	155.6	11:44:50.516
							7	4:05.869	2:36.113	51.293	38.463		11:48:56.385
							8	2:20.659	51.244	50.655	38.760	155.3	11:51:17.044
							9	2:20.139	50.910	50.326	38.903	156.0	11:53:37.183
							10	2:37.536 P	51.536	51.576	54.424	155.8	11:56:14.719

146 Fabian Ohrfandl Suzuki Swift **505** Balázs Hartmann Suzuki Swift
 1.4 Turbo Suzuki Team Austria 1.4 Turbo GFS Racing Team

Lap D	Time	Sector 1	Sector 2	Sector 3	T. Spd	Elapsed	Lap D	Time	Sector 1	Sector 2	Sector 3	T. Spd	Elapsed
1	11:32:13.883	11:30:49.825	47.557	36.501		11:32:13.883	1	11:34:11.641	11:32:41.823	51.042	38.776		11:34:11.641
2	2:09.792	46.782	46.999	36.011	173.6	11:34:23.675	2	2:11.427	47.394	47.641	36.392	169.8	11:36:23.068
3	2:22.379 P	47.350	48.806	46.223	172.5	11:36:46.054	3	2:11.713	47.655	47.415	36.643	169.8	11:38:34.781
							4	2:40.643 P	56.658	56.332	47.653	169.8	11:41:15.424
							5	7:24.428	5:48.699	55.111	40.618		11:48:39.852
							6	2:11.624	47.442	47.434	36.748	170.6	11:50:51.476
							7	2:44.103 P	47.673	1:02.460	53.970	169.8	11:53:35.579





Hungaroring
Swift Cup Europe
Qualifying
Lap Analysis



508 Gábor Együd Suzuki Swift **565** Ferenc Hartmann Suzuki Swift
 1.6 GFS Racing Team 1.6 GFS Racing Team

Lap	D	Time	Sector 1	Sector 2	Sector 3	T. Spd	Elapsed	Lap	D	Time	Sector 1	Sector 2	Sector 3	T. Spd	Elapsed
1		11:33:11.964	11:31:23.751	1:02.731	45.482		11:33:11.964	1		11:32:50.701	11:31:12.856	58.221	39.624		11:32:50.701
2		2:20.709	51.290	50.797	38.622	155.6	11:35:32.673	2		2:24.238		3:23.002	39.081	153.4	11:35:14.939
3		2:20.466	51.133	50.525	38.808	155.3	11:37:53.139	3		2:23.848		5:46.382	39.549	154.5	11:37:38.787
4		2:21.133		3:11.684	38.782	154.7	11:40:14.272	4		2:23.080		8:10.006	39.005	153.8	11:40:01.867
5		2:23.488		5:33.732	40.222	155.3	11:42:37.760	5		2:22.992		10:32.595	39.408	154.9	11:42:24.859
6		2:20.818	51.046	51.188	38.584	154.9	11:44:58.578	6		2:22.790		12:55.954	38.839	154.0	11:44:47.649
7		2:20.093	50.957	50.639	38.497	154.5	11:47:18.671	7		2:23.520		15:19.073	39.240	153.6	11:47:11.169
8		2:20.485		3:10.888	38.733	154.7	11:49:39.156	8		2:52.531 P	58.527	1:02.933	51.071	152.9	11:50:03.700
9		2:36.552	54.856	59.951	41.745	155.6	11:52:15.708								
10		2:49.207	50.815	50.144	38.248	155.1	11:54:34.915								
11		2:34.813	55.975	55.514	43.324	155.8	11:57:09.728								
12		3:06.380 P	1:06.949	1:04.353	55.078	111.6	12:00:16.108								

513 Zoltán Csuti Suzuki Swift **566** Fabian Dybionka Suzuki Swift
 1.6 M1RA 1.6 Darek Nowicki Racing

Lap	D	Time	Sector 1	Sector 2	Sector 3	T. Spd	Elapsed	Lap	D	Time	Sector 1	Sector 2	Sector 3	T. Spd	Elapsed
1		11:33:25.676	11:31:30.970	1:03.623	51.083		11:33:25.676	1		11:32:43.856	11:31:13.192	51.945	38.719		11:32:43.856
2		2:16.610	50.384	48.579	37.647	155.6	11:35:42.286	2		2:17.738	50.275	49.561	37.902	156.2	11:35:01.594
3		2:16.075	49.944	48.578	37.553	156.2	11:37:58.361	3		2:17.817	50.224	49.462	38.131	155.6	11:37:19.411
4		2:50.158 P	1:00.870	1:01.115	48.173	134.3	11:40:48.519	4		2:17.803	50.240	49.702	37.861	156.2	11:39:37.214
5								5		2:37.934	54.987	1:00.451	42.496	156.0	11:42:15.148
6								6		2:20.495	50.389	50.804	39.302	153.4	11:44:35.643
7								7		2:34.375 P	51.888	53.718	48.769	155.8	11:47:10.018
8								8		4:33.434	2:48.171	57.143	48.120		11:51:43.452
9								9		2:42.643	52.830	1:10.101	39.712	158.1	11:54:26.095
10								10		2:41.340 P	50.097	1:02.232	49.011	158.1	11:57:07.435

517 Toon Knapen Suzuki Swift **569** Ábel Sánta Suzuki Swift
 1.4 Turbo GFS Racing Team 1.6 GFS Racing Team

Lap	D	Time	Sector 1	Sector 2	Sector 3	T. Spd	Elapsed	Lap	D	Time	Sector 1	Sector 2	Sector 3	T. Spd	Elapsed
1		11:33:10.398	11:31:20.622	1:05.240	44.536		11:33:10.398	1		11:33:13.666	11:31:26.114	1:01.704	45.848		11:33:13.666
2		2:12.075	47.752	47.674	36.649	168.2	11:35:22.473	2		2:29.310	53.844	55.553	39.913	137.5	11:35:42.976
3		2:12.329	47.563	47.873	36.893	170.6	11:37:34.802	3		2:24.945		3:21.285	39.126	154.2	11:38:07.921
4		2:53.885 P	57.311	1:01.373	55.201	142.2	11:40:28.687	4		2:26.525	52.457	54.258	39.810	152.9	11:40:34.446
5		4:34.289	2:52.662	1:01.441	40.186		11:45:02.976	5		2:25.837	52.193	53.882	39.762	152.9	11:43:00.283
6		2:27.668	1:01.193	49.225	37.250	170.0	11:47:30.644	6		2:25.800	52.171	53.933	39.696	151.6	11:45:26.083
7		2:14.305		3:03.594	37.186	167.7	11:49:44.949	7		2:26.275	52.092	54.493	39.690	150.8	11:47:52.358
8		2:14.288	48.208	48.876	37.204	168.2	11:51:59.237	8		2:26.523	52.382	54.157	39.984	151.8	11:50:18.881
9		2:14.002	48.132	48.517	37.353	169.2	11:54:13.239	9		2:26.763		3:21.172	39.732	153.4	11:52:45.644
10		2:14.293		3:02.569	37.594	171.1	11:56:27.532	10		2:31.069		5:51.316	40.657	151.8	11:55:16.713
11		2:58.936 P	57.291	58.124	1:03.521	140.9	11:59:26.468	11		3:01.112 P	1:03.506	1:06.058	51.548	119.3	11:58:17.825

533 Attila Bucsi Suzuki Swift **586** Aleks Sówka Suzuki Swift
 1.4 Turbo M1RA 1.4 Turbo Darek Nowicki Racing

Lap	D	Time	Sector 1	Sector 2	Sector 3	T. Spd	Elapsed	Lap	D	Time	Sector 1	Sector 2	Sector 3	T. Spd	Elapsed
1		11:32:13.449	11:30:49.240	47.621	36.588		11:32:13.449	1		11:32:20.580	11:30:57.505	46.782	36.293		11:32:20.580
2		2:09.508	46.790	46.823	35.895	171.1	11:34:22.957	2		2:10.677	47.020	47.208	36.449	171.1	11:34:31.257
3		2:24.660 P	48.683	48.995	46.982	170.8	11:36:47.617	3		2:21.788	52.102	49.114	40.572	171.1	11:36:53.045
4								4		2:56.931 P	1:05.493	59.144	52.294	106.9	11:39:49.976
5								5		5:40.858	4:09.554	53.473	37.831		11:45:30.834
6								6		2:14.968	47.325	51.010	36.633	170.6	11:47:45.802
7								7		2:23.583	47.311	56.886	39.386	170.3	11:50:09.385
8								8		2:11.540	47.390	47.397	36.753	171.7	11:52:20.925
9								9		3:24.341 P	1:03.103	1:05.333	1:15.905	134.8	11:55:45.266

544 Gábor György Suzuki Swift **586** Aleks Sówka Suzuki Swift
 1.6 George Racing Team 1.4 Turbo Darek Nowicki Racing

Lap	D	Time	Sector 1	Sector 2	Sector 3	T. Spd	Elapsed	Lap	D	Time	Sector 1	Sector 2	Sector 3	T. Spd	Elapsed
1		11:33:17.613	11:31:27.491	1:02.263	47.859		11:33:17.613	1		11:32:20.580	11:30:57.505	46.782	36.293		11:32:20.580





Hungaroring
Swift Cup Europe
Qualifying
Lap Analysis



599

Kacper Osek

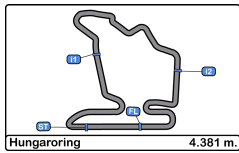
Suzuki Swift

1.4 Turbo

Darek Nowicki Racing

Lap	D	Time	Sector 1	Sector 2	Sector 3	T. Spd	Elapsed
1		11:32:38.663	11:31:12.260	49.637	36.766		11:32:38.663
2		2:11.959	47.137	47.833	36.989	170.6	11:34:50.622
3		2:45.030	52.658	1:03.961	48.411	170.3	11:37:35.652
4		2:22.234 P	47.360	49.658	45.216	173.0	11:39:57.886
5		5:00.948	3:22.297	59.709	38.942		11:44:58.834
6		2:16.578	47.681	48.208	40.689	171.7	11:47:15.412
7		2:14.541	47.755	48.530	38.256	173.6	11:49:29.953
8		2:16.884	47.626	52.119	37.139	174.7	11:51:46.837
9		2:20.914	47.844	50.302	42.768	172.5	11:54:07.751
10		2:30.616 P	47.870	52.392	50.354	172.5	11:56:38.367

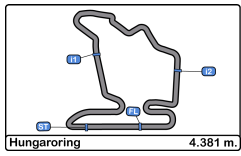




Hungaroring
Swift Cup Europe
Qualifying
Best Sectors Results



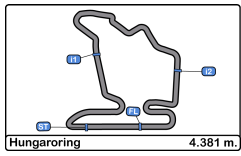
Sector - 1			Sector - 2			Sector - 3			Ideal Lap vs Best Lap						
Clas	Nº	Driver	Time	Nº	Driver	Time	Nº	Driver	Time	Clas	Nº	Driver	Ideal Lap	Best Lap	Clas
1	14	Fabian Ohrfandl	46.782	586	Aleks Sówka	46.782	533	Attila Bucsi	35.895	1	533	Attila Bucsi	2:09.508	2:09.508	1
2	53	Attila Bucsi	46.790	533	Attila Bucsi	46.823	146	Fabian Ohrfandl	36.011	2	146	Fabian Ohrfandl	2:09.792	2:09.792	2
3	58	Aleks Sówka	47.020	146	Fabian Ohrfandl	46.999	164	Martin Zellhofer	36.095	3	586	Aleks Sówka	2:10.095	2:10.677	3
4	59	Kacper Osek	47.137	110	Christoph Zellhofer	47.230	171	Philipp Dietrich	36.157	4	171	Philipp Dietrich	2:10.544	2:11.871	7
5	17	Philipp Dietrich	47.139	171	Philipp Dietrich	47.248	110	Christoph Zellhofer	36.220	5	110	Christoph Zellhofer	2:10.800	2:11.510	5
6	11	Christoph Zellhofer	47.350	164	Martin Zellhofer	47.296	586	Aleks Sówka	36.293	6	164	Martin Zellhofer	2:10.942	2:11.776	6
7	50	Balázs Hartmann	47.394	505	Balázs Hartmann	47.415	505	Balázs Hartmann	36.392	7	505	Balázs Hartmann	2:11.201	2:11.427	4
8	10	Michael Mayr	47.542	517	Toon Knapen	47.674	517	Toon Knapen	36.649	8	599	Kacper Osek	2:11.736	2:11.959	8
9	16	Martin Zellhofer	47.551	599	Kacper Osek	47.833	599	Kacper Osek	36.766	9	517	Toon Knapen	2:11.886	2:12.075	9
10	51	Toon Knapen	47.563	107	Michael Mayr	48.177	107	Michael Mayr	36.877	10	107	Michael Mayr	2:12.596	2:12.846	10
11	11	Maximilian Mayr	47.891	112	Maximilian Mayr	48.523	112	Maximilian Mayr	36.945	11	112	Maximilian Mayr	2:13.359	2:13.359	11
12	51	Zoltán Csuti	49.944	513	Zoltán Csuti	48.578	513	Zoltán Csuti	37.553	12	513	Zoltán Csuti	2:16.075	2:16.075	12
13	56	Fabian Dybionka	50.097	566	Fabian Dybionka	49.462	566	Fabian Dybionka	37.861	13	566	Fabian Dybionka	2:17.420	2:17.738	13
14	50	Balázs György	50.650	508	Gábor Együd	50.144	508	Gábor Együd	38.248	14	508	Gábor Együd	2:19.207	2:20.093	15
15	50	Gábor Együd	50.815	504	Balázs György	50.258	504	Balázs György	38.343	15	504	Balázs György	2:19.251	2:19.351	14
16	56	Ábel Sánta	52.092	569	Ábel Sánta	53.882	565	Ferenc Hartmann	38.839	16	569	Ábel Sánta	2:25.100	2:24.945	17
17	56	Ferenc Hartmann	58.527	565	Ferenc Hartmann	58.221	569	Ábel Sánta	39.126	17	565	Ferenc Hartmann	2:35.587	2:22.790	16
18	54	Gábor György	Transpo	544	Gábor György	1:02.263	544	Gábor György	47.859	18	544	Gábor György	Transpo	Transpo	18



Hungaroring
Swift Cup Europe
Qualifying
Best 5 Lap Times



Cls	N°	Driver	Nat	Team	Nat	Vehicle	Cat	Cls	Best 1		Best 2		Best 3		Best 4		Best 5		
									Time	Lap	Time	Lap	Time	Lap	Time	Lap	Time	Lap	
1	533	Attila Bucsi	HUN	M1RA	HUN	Suzuki Swift	1.4 Turbo	1	2:09.508	2	2:24.660	3							
2	146	Fabian Ohrfandl	AUT	Suzuki Team Austria	AUT	Suzuki Swift	1.4 Turbo	2	2:09.792	2	2:22.379	3							
3	586	Aleks Sówka	POL	Darek Nowicki Racing	POL	Suzuki Swift	1.4 Turbo	3	2:10.677	2	2:11.540	8	2:14.968	6	2:21.788	3	2:23.583	7	
4	505	Balázs Hartmann	HUN	GFS Racing Team	HUN	Suzuki Swift	1.4 Turbo	4	2:11.427	2	2:11.624	6	2:11.713	3	2:40.643	4	2:44.103	7	
5	110	Christoph Zellhofer	AUT	Suzuki Team Austria	AUT	Suzuki Swift	1.4 Turbo	5	2:11.510	2	2:13.401	6	2:14.550	5	2:17.710	11	2:18.417	4	
6	164	Martin Zellhofer	AUT	Suzuki Team Austria	AUT	Suzuki Swift	1.4 Turbo	6	2:11.776	2	2:12.886	4	2:13.165	9	2:13.421	6	2:14.087	10	
7	171	Philipp Dietrich	AUT	Suzuki Team Austria	AUT	Suzuki Swift	1.4 Turbo	7	2:11.871	3	2:12.052	8	2:12.301	7	2:17.994	6	2:47.682	4	
8	599	Kacper Osek	POL	Darek Nowicki Racing	POL	Suzuki Swift	1.4 Turbo	8	2:11.959	2	2:14.541	7	2:16.578	6	2:16.884	8	2:20.914	9	
9	517	Toon Knapen	NLD	GFS Racing Team	NLD	Suzuki Swift	1.4 Turbo	9	2:12.075	2	2:12.329	3	2:14.002	9	2:14.288	8	2:14.293	10	
10	107	Michael Mayr	AUT	Suzuki Team Austria	AUT	Suzuki Swift	1.4 Turbo	10	2:12.846	2	2:13.912	4	2:14.612	3	2:15.045	6	2:15.061	8	
11	112	Maximilian Mayr	AUT	Suzuki Team Austria	AUT	Suzuki Swift	1.4 Turbo	11	2:13.359	2	2:14.803	5	2:18.643	3	2:22.948	4	2:50.886	6	
12	513	Zoltán Csuti	HUN	M1RA	HUN	Suzuki Swift	1.6	1	2:16.075	3	2:16.610	2	2:50.158	4					
13	566	Fabian Dybionka	POL	Darek Nowicki Racing	POL	Suzuki Swift	1.6	2	2:17.738	2	2:17.803	4	2:17.817	3	2:20.495	6	2:34.375	7	
14	504	Balázs György	HUN	George Racing Team	HUN	Suzuki Swift	1.6	3	2:19.351	5	2:19.433	4	2:19.853	3	2:20.139	9	2:20.294	2	
15	508	Gábor Együd	HUN	GFS Racing Team	HUN	Suzuki Swift	1.6	4	2:20.093	7	2:20.466	3	2:20.485	8	2:20.709	2	2:20.818	6	
16	565	Ferenc Hartmann	HUN	GFS Racing Team	HUN	Suzuki Swift	1.6	5	2:22.790	6	2:22.992	5	2:23.080	4	2:23.520	7	2:23.848	3	
17	569	Ábel Sánta	HUN	GFS Racing Team	HUN	Suzuki Swift	1.6	6	2:24.945	3	2:25.800	6	2:25.837	5	2:26.275	7	2:26.523	8	
18	544	Gábor György	HUN	George Racing Team	HUN	Suzuki Swift	1.6	7											



Hungaroring
Swift Cup Europe
Qualifying
Best 5 Top Speeds



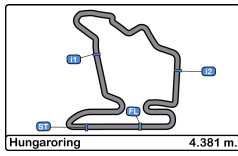
Cls	N°	Driver	Nat	Team	Nat	Vehicle	Cat	Cls	Top 1		Top 2		Top 3		Top 4		Top 5		Avg
									Km/h	Lap	Km/h	Lap	Km/h	Lap	Km/h	Lap	Km/h	Lap	
1	599	Kacper Osek		Darek Nowicki Racing		Suzuki Swift	1.4 Turbo	1	174.7	8	173.6	7	173.0	4	172.5	9	172.5	10	173.3
2	110	Christoph Zellhofer		Suzuki Team Austria		Suzuki Swift	1.4 Turbo	2	174.1	5	173.6	2	170.3	4	170.3	6	170.3	10	171.7
3	146	Fabian Ohrfandl		Suzuki Team Austria		Suzuki Swift	1.4 Turbo	3	173.6	2	172.5	3							173.0
4	164	Martin Zellhofer		Suzuki Team Austria		Suzuki Swift	1.4 Turbo	4	173.0	6	171.1	2	170.0	9	169.8	7	169.5	3	170.7
5	171	Philipp Dietrich		Suzuki Team Austria		Suzuki Swift	1.4 Turbo	5	171.7	2	170.3	3	170.3	7	169.5	6	169.2	8	170.2
6	586	Aleks Sówka		Darek Nowicki Racing		Suzuki Swift	1.4 Turbo	6	171.7	8	171.1	2	171.1	3	170.6	6	170.3	7	170.9
7	107	Michael Mayr		Suzuki Team Austria		Suzuki Swift	1.4 Turbo	7	171.4	4	170.8	2	170.3	5	170.0	6	169.5	3	170.4
8	517	Toon Knapen		GFS Racing Team		Suzuki Swift	1.4 Turbo	8	171.1	10	170.6	3	170.0	6	169.2	9	168.2	2	169.8
9	533	Attila Bucsi		M1RA		Suzuki Swift	1.4 Turbo	9	171.1	2	170.8	3							171.0
10	112	Maximilian Mayr		Suzuki Team Austria		Suzuki Swift	1.4 Turbo	10	170.6	4	169.2	2	168.7	5	168.2	3	163.3	6	168.0
11	505	Balázs Hartmann		GFS Racing Team		Suzuki Swift	1.4 Turbo	11	170.6	6	169.8	2	169.8	3	169.8	4	169.8	7	169.9
12	566	Fabian Dybionka		Darek Nowicki Racing		Suzuki Swift	1.6	1	158.1	9	158.1	10	156.2	2	156.2	4	156.0	5	156.9
13	504	Balázs György		George Racing Team		Suzuki Swift	1.6	2	157.2	5	156.2	3	156.0	9	155.8	2	155.8	4	156.2
14	513	Zoltán Csuti		M1RA		Suzuki Swift	1.6	3	156.2	3	155.6	2	134.3	4					148.7
15	508	Gábor Együd		GFS Racing Team		Suzuki Swift	1.6	4	155.8	11	155.6	2	155.6	9	155.3	3	155.3	5	155.5
16	565	Ferenc Hartmann		GFS Racing Team		Suzuki Swift	1.6	5	154.9	5	154.5	3	154.0	6	153.8	4	153.6	7	154.1
17	569	Ábel Sánta		GFS Racing Team		Suzuki Swift	1.6	6	154.2	3	153.4	9	152.9	4	152.9	5	151.8	8	153.1
18	544	Gábor György		George Racing Team		Suzuki Swift	1.6	7	153.1	2									153.1



Hungaroring
Swift Cup Europe
Qualifying
Fastest Laps Sequence



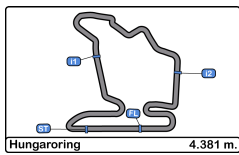
Lap	Time of Day	Session Time	N°	Driver	Nat	Team	Nat	Vehicle	Cat	Time	Km/h
2	11:34:22.957	4:22.957	533	Attila Bucsi	HUN	M1RA	HUN	Suzuki Swift	1.4 Turbo	2:09.508	121.7



Hungaroring
Swift Cup Europe
Qualifying
Event Best Maximum Speed



N°	Driver	Nat	Team	Nat	Vehicle	Cat	Clas	Km/h	Session
599	Kacper Osek	POL	Darek Nowicki Racing	POL	Suzuki Swift	1.4	1	174.7	Qualifying
110	Christoph Zellhofer	AUT	Suzuki Team Austria	AUT	Suzuki Swift	1.4	2	174.1	Qualifying
146	Fabian Ohrfandl	AUT	Suzuki Team Austria	AUT	Suzuki Swift	1.4	3	173.6	Qualifying
511	Krisztián Füge	HUN	Wixxio	HUN	Suzuki Swift	1.4	4	173.0	Free Practice
164	Martin Zellhofer	AUT	Suzuki Team Austria	AUT	Suzuki Swift	1.4	5	173.0	Qualifying
533	Attila Bucsi	HUN	M1RA	HUN	Suzuki Swift	1.4	6	171.9	Free Practice
586	Aleks Sówka	POL	Darek Nowicki Racing	POL	Suzuki Swift	1.4	7	171.7	Free Practice
107	Michael Mayr	AUT	Suzuki Team Austria	AUT	Suzuki Swift	1.4	8	171.7	Free Practice
171	Philipp Dietrich	AUT	Suzuki Team Austria	AUT	Suzuki Swift	1.4	9	171.7	Qualifying
517	Toon Knapen	NLD	GFS Racing Team	NLD	Suzuki Swift	1.4	10	171.1	Qualifying
507	Móric Csermely	HUN	M1RA	HUN	Suzuki Swift	1.4	11	170.8	Free Practice
112	Maximilian Mayr	AUT	Suzuki Team Austria	AUT	Suzuki Swift	1.4	12	170.6	Qualifying
505	Balázs Hartmann	HUN	GFS Racing Team	HUN	Suzuki Swift	1.4	13	170.6	Qualifying
566	Fabian Dybionka	POL	Darek Nowicki Racing	POL	Suzuki Swift	1.6	1	159.2	Free Practice
513	Zoltán Csuti	HUN	M1RA	HUN	Suzuki Swift	1.6	2	157.4	Free Practice
504	Balázs György	HUN	George Racing Team	HUN	Suzuki Swift	1.6	3	157.4	Free Practice
565	Ferenc Hartmann	HUN	GFS Racing Team	HUN	Suzuki Swift	1.6	4	156.2	Free Practice
508	Gábor Együd	HUN	GFS Racing Team	HUN	Suzuki Swift	1.6	5	155.8	Qualifying
569	Ábel Sánta	HUN	GFS Racing Team	HUN	Suzuki Swift	1.6	6	154.2	Qualifying
544	Gábor György	HUN	George Racing Team	HUN	Suzuki Swift	1.6	7	153.1	Qualifying



Hungaroring
Swift Cup Europe
Qualifying
Pit Stop Analysis



110 Christoph Zellhofer Suzuki Swift
1.4 Turbo Suzuki Team Austria

N°	In Day Time	In Time	Out Time	Pit Time	T. Pit Time	Handicap	Penalty
1	11:48:20.987	11:48:20.987	11:49:55.864	1:34.877	1:34.877		

164 Martin Zellhofer Suzuki Swift
1.4 Turbo Suzuki Team Austria

N°	In Day Time	In Time	Out Time	Pit Time	T. Pit Time	Handicap	Penalty
1	11:45:51.433	11:45:51.433	11:47:15.416	1:23.983	1:23.983		

171 Philipp Dietrich Suzuki Swift
1.4 Turbo Suzuki Team Austria

N°	In Day Time	In Time	Out Time	Pit Time	T. Pit Time	Handicap	Penalty
1	11:39:21.767	11:39:21.767	11:42:16.198	2:54.431	2:54.431		

504 Balázs György Suzuki Swift
1.6 George Racing Team

N°	In Day Time	In Time	Out Time	Pit Time	T. Pit Time	Handicap	Penalty
1	11:44:47.037	11:44:47.037	11:46:38.753	1:51.716	1:51.716		

505 Balázs Hartmann Suzuki Swift
1.4 Turbo GFS Racing Team

N°	In Day Time	In Time	Out Time	Pit Time	T. Pit Time	Handicap	Penalty
1	11:41:12.503	11:41:12.503	11:46:11.258	4:58.755	4:58.755		

517 Toon Knapen Suzuki Swift
1.4 Turbo GFS Racing Team

N°	In Day Time	In Time	Out Time	Pit Time	T. Pit Time	Handicap	Penalty
1	11:40:25.396	11:40:25.396	11:42:20.792	1:55.396	1:55.396		

566 Fabian Dybionka Suzuki Swift
1.6 Darek Nowicki Racing

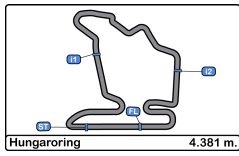
N°	In Day Time	In Time	Out Time	Pit Time	T. Pit Time	Handicap	Penalty
1	11:47:06.716	11:47:06.716	11:48:57.552	1:50.836	1:50.836		

586 Aleks Sówka Suzuki Swift
1.4 Turbo Darek Nowicki Racing

N°	In Day Time	In Time	Out Time	Pit Time	T. Pit Time	Handicap	Penalty
1	11:39:46.718	11:39:46.718	11:43:08.643	3:21.925	3:21.925		

599 Kacper Osek Suzuki Swift
1.4 Turbo Darek Nowicki Racing

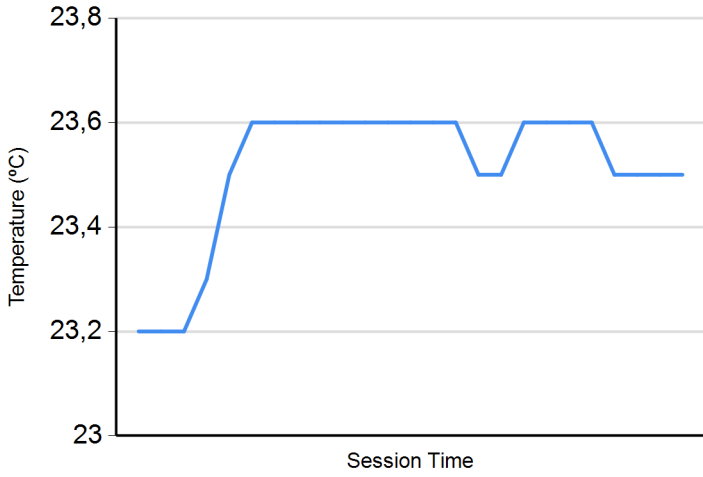
N°	In Day Time	In Time	Out Time	Pit Time	T. Pit Time	Handicap	Penalty
1	11:39:54.559	11:39:54.559	11:42:26.397	2:31.838	2:31.838		



Hungaroring
Swift Cup Europe
Qualifying
Weather Report



Air Temperature



Track Temperature

