



**Hungaroring**  
**Swift Cup Europe**  
**Free Practice**  
**Provisional Results**



Clas	Nº	Driver	Nat	Team	Nat	Vehicle	Cat	Clas	Laps	Best	Time	Gap	Interval	Km/h
1	533	Attila Bucsi	HUN	M1RA	HUN	Suzuki Swift	1.4	1	14	9	2:09.960			121.3
2	146	Fabian Ohrfandl	AUT	Suzuki Team Austria	AUT	Suzuki Swift	1.4	1	13	3	2:10.695	0.735	0.735	120.6
3	586	Aleks Sówka	POL	Darek Nowicki Racing	POL	Suzuki Swift	1.4	2	14	3	2:10.878	0.918	0.183	120.5
4	164	Martin Zellhofer	AUT	Suzuki Team Austria	AUT	Suzuki Swift	1.4	3	14	9	2:11.817	1.857	0.939	119.6
5	171	Philipp Dietrich	AUT	Suzuki Team Austria	AUT	Suzuki Swift	1.4	4	15	14	2:12.083	2.123	0.266	119.4
6	505	Balázs Hartmann	HUN	GFS Racing Team	HUN	Suzuki Swift	1.4	5	14	9	2:12.583	2.623	0.500	118.9
7	507	Móric Csermely	HUN	M1RA	HUN	Suzuki Swift	1.4	6	14	7	2:12.745	2.785	0.162	118.8
8	110	Christoph Zellhofer	AUT	Suzuki Team Austria	AUT	Suzuki Swift	1.4	7	15	3	2:12.888	2.928	0.143	118.6
9	599	Kacper Osek	POL	Darek Nowicki Racing	POL	Suzuki Swift	1.4	8	13	10	2:13.005	3.045	0.117	118.5
10	511	Krisztián Füge	HUN	Wixxico	HUN	Suzuki Swift	1.4	9	12	5	2:14.067	4.107	1.062	117.6
11	107	Michael Mayr	AUT	Suzuki Team Austria	AUT	Suzuki Swift	1.4	10	14	6	2:14.432	4.472	0.365	117.3
12	112	Maximilian Mayr	AUT	Suzuki Team Austria	AUT	Suzuki Swift	1.4	11	14	6	2:14.906	4.946	0.474	116.9
13	513	Zoltán Csuti	HUN	M1RA	HUN	Suzuki Swift	1.6	1	13	12	2:16.614	6.654	1.708	115.4
14	566	Fabian Dybionka	POL	Darek Nowicki Racing	POL	Suzuki Swift	1.6	2	13	6	2:17.594	7.634	0.980	114.6
15	504	Balázs György	HUN	George Racing Team	HUN	Suzuki Swift	1.6	3	13	12	2:19.671	9.711	2.077	112.9
16	508	Gábor Együd	HUN	GFS Racing Team	HUN	Suzuki Swift	1.6	4	13	8	2:20.393	10.433	0.722	112.3
17	569	Ábel Sánta	HUN	GFS Racing Team	HUN	Suzuki Swift	1.6	5	13	11	2:22.653	12.693	2.260	110.5
18	565	Ferenc Hartmann	HUN	GFS Racing Team	HUN	Suzuki Swift	1.6	6	14	9	2:23.139	13.179	0.486	110.1

Published at:.....

Track Temp: 27.6 °C Air Temp: 22.6 °C Humidity: 54 % Track Status: DRY

Stewards:

Race Director:

Timekeeper:

 Luis Angel Garcia Nunez  
 JOB/I-0030-ESP





**Hungaroring**  
**Swift Cup Europe**  
**Free Practice**  
**Provisional Results by Category**



Clas	Nº	Driver	Nat	Team	Nat	Vehicle	Cat	Clas	Laps	Best	Time	Gap	Interval	Km/h
<b>1.4 turbo</b>														
1	533	Attila Bucsi	HUN	M1RA	HUN	Suzuki Swift	1.4	1	14	9	2:09.960			121.3
2	146	Fabian Ohrfandl	AUT	Suzuki Team Austria	AUT	Suzuki Swift	1.4	1	13	3	2:10.695	0.735	0.735	120.6
3	586	Aleks Sówka	POL	Darek Nowicki Racing	POL	Suzuki Swift	1.4	2	14	3	2:10.878	0.918	0.183	120.5
4	164	Martin Zellhofer	AUT	Suzuki Team Austria	AUT	Suzuki Swift	1.4	3	14	9	2:11.817	1.857	0.939	119.6
5	171	Philipp Dietrich	AUT	Suzuki Team Austria	AUT	Suzuki Swift	1.4	4	15	14	2:12.083	2.123	0.266	119.4
6	505	Balázs Hartmann	HUN	GFS Racing Team	HUN	Suzuki Swift	1.4	5	14	9	2:12.583	2.623	0.500	118.9
7	507	Móric Csermely	HUN	M1RA	HUN	Suzuki Swift	1.4	6	14	7	2:12.745	2.785	0.162	118.8
8	110	Christoph Zellhofer	AUT	Suzuki Team Austria	AUT	Suzuki Swift	1.4	7	15	3	2:12.888	2.928	0.143	118.6
9	599	Kacper Osek	POL	Darek Nowicki Racing	POL	Suzuki Swift	1.4	8	13	10	2:13.005	3.045	0.117	118.5
10	511	Krisztián Füge	HUN	Wixxico	HUN	Suzuki Swift	1.4	9	12	5	2:14.067	4.107	1.062	117.6
11	107	Michael Mayr	AUT	Suzuki Team Austria	AUT	Suzuki Swift	1.4	10	14	6	2:14.432	4.472	0.365	117.3
12	112	Maximilian Mayr	AUT	Suzuki Team Austria	AUT	Suzuki Swift	1.4	11	14	6	2:14.906	4.946	0.474	116.9
<b>1.6</b>														
1	513	Zoltán Csuti	HUN	M1RA	HUN	Suzuki Swift	1.6	1	13	12	2:16.614			115.4
2	566	Fabian Dybionka	POL	Darek Nowicki Racing	POL	Suzuki Swift	1.6	2	13	6	2:17.594	0.980	0.980	114.6
3	504	Balázs György	HUN	George Racing Team	HUN	Suzuki Swift	1.6	3	13	12	2:19.671	3.057	2.077	112.9
4	508	Gábor Együd	HUN	GFS Racing Team	HUN	Suzuki Swift	1.6	4	13	8	2:20.393	3.779	0.722	112.3
5	569	Ábel Sánta	HUN	GFS Racing Team	HUN	Suzuki Swift	1.6	5	13	11	2:22.653	6.039	2.260	110.5
6	565	Ferenc Hartmann	HUN	GFS Racing Team	HUN	Suzuki Swift	1.6	6	14	9	2:23.139	6.525	0.486	110.1

Published at:.....

Track Temp: 27.6 °C Air Temp: 22.6 °C Humidity: 54 % Track Status: DRY

Stewards:

Race Director:

Timekeeper:

Luis Angel Garcia Nuñez  
 JOB/I-0030-ESP





**Hungaroring**  
**Swift Cup Europe**  
**Free Practice**  
**Lap Analysis**



**107** Michael Mayr Suzuki Swift **146** Fabian Ohrfandl Suzuki Swift  
 1.4 Turbo Suzuki Team Austria 1.4 Turbo Suzuki Team Austria

Lap D	Time	Sector 1	Sector 2	Sector 3	T. Spd	Elapsed	Lap D	Time	Sector 1	Sector 2	Sector 3	T. Spd	Elapsed
1	18:49:43.994	18:48:10.755	55.075	38.164		18:49:43.994	1	18:49:23.217	18:47:58.589	48.249	36.379		18:49:23.217
2	2:16.466	49.122	50.017	37.327	170.6	18:52:00.460	2	2:11.892	47.574	47.751	36.567	173.6	18:51:35.109
3	2:15.041	48.521	49.048	37.472	168.7	18:54:15.501	3	2:10.695	46.959	47.354	36.382	171.1	18:53:45.804
4	2:15.658	48.221	49.641	37.796	168.4	18:56:31.159	4	2:18.542 P	47.266	47.652	43.624	170.8	18:56:04.346
5	2:15.328	48.085	50.002	37.241	167.9	18:58:46.487	5	5:21.875	3:55.432	49.308	37.135		19:01:26.221
6	2:14.432	48.306	48.642	37.484	167.7	19:01:00.919	6	2:12.335	47.088	48.684	36.563	170.0	19:03:38.556
7	2:16.344	48.464	49.111	38.769	167.7	19:03:17.263	7	2:11.353	47.288	47.740	36.325	170.8	19:05:49.909
8	2:14.786	48.096	49.109	37.581	169.0	19:05:32.049	8	2:11.362	47.194	47.644	36.524	169.5	19:08:01.271
9	2:35.178	1:07.825	49.992	37.361	168.4	19:08:07.227	9	2:11.569	47.297	47.935	36.337	169.5	19:10:12.840
10	2:15.318	48.711	49.236	37.371	167.4	19:10:22.545	10	2:15.973	48.764	50.816	36.393	170.6	19:12:28.813
11	2:15.331	48.711	49.358	37.262	167.1	19:12:37.876	11	2:11.107	47.125	47.710	36.272	171.7	19:14:39.920
12	2:20.846	54.104	49.432	37.310	168.4	19:14:58.722	12	2:11.632	47.453	47.756	36.423	170.8	19:16:51.552
13	2:15.728	48.380	49.988	37.360	171.7	19:17:14.450	13	2:32.317 P	51.423	51.651	49.243	160.4	19:19:23.869
14	3:03.637 P	1:02.820	1:01.513	59.304	110.6	19:20:18.087							

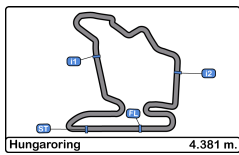
**110** Christoph Zellhofer Suzuki Swift **164** Martin Zellhofer Suzuki Swift  
 1.4 Turbo Suzuki Team Austria 1.4 Turbo Suzuki Team Austria

Lap D	Time	Sector 1	Sector 2	Sector 3	T. Spd	Elapsed	Lap D	Time	Sector 1	Sector 2	Sector 3	T. Spd	Elapsed
1	18:49:43.420	18:48:09.534	55.882	38.004		18:49:43.420	1	18:49:44.478	18:48:11.519	54.873	38.086		18:49:44.478
2	2:13.979	48.451	48.295	37.233	169.5	18:51:57.399	2	2:14.021	48.566	48.515	36.940	172.8	18:51:58.499
3	2:12.888	48.059	47.904	36.925	168.2	18:54:10.287	3	2:12.974	48.311	47.922	36.741	167.9	18:54:11.473
4	2:13.164	47.926	48.163	37.075	168.2	18:56:23.451	4	2:13.068	47.811	48.006	37.251	168.7	18:56:24.541
5	2:16.395	50.626	48.456	37.313	137.9	18:58:39.846	5	2:14.771	49.195	48.296	37.280	168.7	18:58:39.312
6	2:14.154	48.256	48.541	37.357	170.0	19:00:54.000	6	2:19.786 P	48.225	48.707	42.854	166.4	19:00:59.098
7	2:14.064	48.163	48.497	37.404	166.9	19:03:08.064	7	3:53.267	2:29.083	47.291	36.893		19:04:52.365
8	2:13.982	48.348	48.162	37.472	166.9	19:05:22.046	8	2:12.830	48.344	47.133	37.353	168.4	19:07:05.195
9	2:13.726	48.293	48.089	37.344	168.2	19:07:35.772	9	2:11.817	47.878	47.153	36.786	167.4	19:09:17.012
10	2:13.529	48.186	48.223	37.120	166.9	19:09:49.301	10	2:13.046	47.730	48.253	37.063	168.7	19:11:30.058
11	2:13.617	48.369	48.198	37.050	166.6	19:12:02.918	11	2:12.218	47.635	47.894	36.689	169.5	19:13:42.276
12	2:13.351	48.051	48.057	37.243	167.9	19:14:16.269	12	2:12.195	48.039	47.121	37.035	169.8	19:15:54.471
13	2:13.215	47.981	48.191	37.043	168.2	19:16:29.484	13	2:12.694	47.867	47.816	37.011	167.4	19:18:07.165
14	2:13.089	47.911	48.160	37.018	167.4	19:18:42.573	14	3:01.763 P	1:04.584	1:00.037	57.142	138.1	19:21:08.928
15	2:45.335 P	54.824	57.820	52.691	141.5	19:21:27.908							

**112** Maximilian Mayr Suzuki Swift **171** Philipp Dietrich Suzuki Swift  
 1.4 Turbo Suzuki Team Austria 1.4 Turbo Suzuki Team Austria

Lap D	Time	Sector 1	Sector 2	Sector 3	T. Spd	Elapsed	Lap D	Time	Sector 1	Sector 2	Sector 3	T. Spd	Elapsed
1	18:49:56.105	18:48:21.052	54.970	40.083		18:49:56.105	1	18:49:22.597	18:47:57.914	48.182	36.501		18:49:22.597
2	2:17.399	49.335	50.814	37.250	166.4	18:52:13.504	2	2:12.205	47.925	47.674	36.606	171.4	18:51:34.802
3	2:18.223	49.527	50.505	38.191	165.8	18:54:31.727	3	2:12.321	48.410	47.483	36.428	153.6	18:53:47.123
4	2:16.920	48.717	50.599	37.604	163.6	18:56:48.647	4	2:12.430	47.815	47.947	36.668	169.8	18:55:59.553
5	2:16.360	48.947	49.940	37.473	168.7	18:59:05.007	5	2:12.482	47.821	47.913	36.748	167.9	18:58:12.035
6	2:14.906	48.295	49.191	37.420	167.4	19:01:19.913	6	2:13.180	48.099	48.217	36.864	168.2	19:00:25.215
7	2:15.211	48.223	49.201	37.787	165.6	19:03:35.124	7	2:12.486	47.946	47.669	36.871	168.4	19:02:37.701
8	2:18.654	51.717	49.316	37.621	156.7	19:05:53.778	8	2:12.421	48.077	47.640	36.704	167.4	19:04:50.122
9	2:15.646	48.234	49.603	37.809	168.2	19:08:09.424	9	2:12.694	48.069	47.766	36.859	167.9	19:07:02.816
10	2:17.018	48.778	50.361	37.879	167.7	19:10:26.442	10	2:12.967	47.892	48.316	36.759	168.7	19:09:15.783
11	2:15.791	48.605	49.457	37.729	168.4	19:12:42.233	11	2:12.829	47.906	48.335	36.588	167.7	19:11:28.612
12	2:15.796	48.652	49.609	37.535	169.0	19:14:58.029	12	2:12.172	47.631	47.920	36.621	168.2	19:13:40.784
13	2:15.750	48.567	49.469	37.714	167.4	19:17:13.779	13	2:12.307	47.795	47.866	36.646	169.0	19:15:53.091
14	3:00.168 P	1:00.685	1:00.867	58.616	124.5	19:20:13.947	14	2:12.083	47.689	47.810	36.584	168.2	19:18:05.174
15							15	2:34.147 P	56.013	48.731	49.403	132.5	19:20:39.321





**Hungaroring**  
**Swift Cup Europe**  
**Free Practice**  
**Lap Analysis**



**504** Balázs György Suzuki Swift **508** Gábor Együd Suzuki Swift  
 1.6 George Racing Team 1.6 GFS Racing Team

Lap D	Time	Sector 1	Sector 2	Sector 3	T. Spd	Elapsed	Lap D	Time	Sector 1	Sector 2	Sector 3	T. Spd	Elapsed
1	18:50:10.189	18:48:30.726	57.616	41.847		18:50:10.189	1	18:49:38.831	18:48:00.126	56.576	42.129		18:49:38.831
2	2:31.888	55.507	55.866	40.515	151.6	18:52:42.077	2	2:28.948	55.184	54.948	38.816	154.0	18:52:07.779
3	2:26.661	52.475	53.080	41.106	152.9	18:55:08.738	3	2:33.397 P	53.230	54.265	45.902	154.0	18:54:41.176
4	2:23.273	52.389	52.085	38.799	152.5	18:57:32.011	4	3:40.877	2:09.895	51.864	39.118		18:58:22.053
5	2:21.363	51.549	51.559	38.255	154.7	18:59:53.374	5	2:22.376	51.635	51.879	38.862	153.6	19:00:44.429
6	2:21.619	51.296	51.642	38.681	155.8	19:02:14.993	6	2:23.366	52.059	52.291	39.016	153.4	19:03:07.795
7	2:21.415	51.732	51.353	38.330	157.4	19:04:36.408	7	2:21.029	51.476	50.949	38.604	153.4	19:05:28.824
8	2:20.260	51.311	50.586	38.363	154.7	19:06:56.668	8	2:20.393	51.295	50.624	38.474	154.5	19:07:49.217
9	2:22.122	51.038	50.415	40.669	155.3	19:09:18.790	9	2:20.431	51.149	50.858	38.424	153.6	19:10:09.648
10	2:20.580	50.980	50.974	38.626	156.0	19:11:39.370	10	2:21.811	51.237	51.363	39.211	153.4	19:12:31.459
11	2:20.487	50.668	51.101	38.718	155.8	19:13:59.857	11	2:20.834	51.156	51.109	38.569	154.5	19:14:52.293
12	2:19.671	51.136	50.215	38.320	154.0	19:16:19.528	12	2:21.025	51.452	51.311	38.262	153.8	19:17:13.318
13	2:38.440 P	50.830	50.383	57.227	154.2	19:18:57.968	13	3:02.466 P	1:02.786	1:01.864	57.816	113.6	19:20:15.784

**505** Balázs Hartmann Suzuki Swift **511** Krisztián Füge Suzuki Swift  
 1.4 Turbo GFS Racing Team 1.4 Turbo Wixxico

Lap D	Time	Sector 1	Sector 2	Sector 3	T. Spd	Elapsed	Lap D	Time	Sector 1	Sector 2	Sector 3	T. Spd	Elapsed
1	18:49:36.952	18:48:04.371	52.917	39.664		18:49:36.952	1	18:49:43.229	18:48:08.293	56.713	38.223		18:49:43.229
2	2:13.924	48.382	48.646	36.896	169.0	18:51:50.876	2	2:18.703	51.139	50.493	37.071	166.4	18:52:01.932
3	2:13.709	48.684	48.127	36.898	167.1	18:54:04.585	3	2:16.409	49.558	49.767	37.084	169.0	18:54:18.341
4	2:13.062	48.509	47.624	36.929	166.6	18:56:17.647	4	2:14.628	49.013	48.619	36.996	167.4	18:56:32.969
5	2:13.756	48.800	48.075	36.881	166.1	18:58:31.403	5	2:14.067	48.345	48.816	36.906	168.7	18:58:47.036
6	2:13.403	48.307	48.166	36.930	167.9	19:00:44.806	6	2:14.730	48.816	48.712	37.202	172.8	19:01:01.766
7	2:20.950 P	48.330	48.230	44.390	168.2	19:03:05.756	7	2:14.889	48.216	49.026	37.647	173.0	19:03:16.655
8	3:41.473	2:15.003	48.043	38.427		19:06:47.229	8	2:43.491 P	54.567	54.732	54.192	152.7	19:06:00.146
9	2:12.583	47.918	47.910	36.755	168.2	19:08:59.812	9	6:21.030	4:54.314	49.060	37.656		19:12:21.176
10	2:12.998	48.392	47.899	36.707	167.4	19:11:12.810	10	2:14.970	48.433	48.785	37.752	168.2	19:14:36.146
11	2:13.434	48.477	48.045	36.912	169.8	19:13:26.244	11	2:34.560	52.579	57.487	44.494	166.6	19:17:10.706
12	2:12.717	47.925	47.763	37.029	167.9	19:15:38.961	12	3:01.641 P	1:01.290	1:01.547	58.804	106.6	19:20:12.347
13	2:21.842	48.120	52.862	40.860	166.4	19:18:00.803							
14	3:01.095 P	1:03.676	1:03.723	53.696	110.4	19:21:01.898							

**507** Móric Csermely Suzuki Swift **513** Zoltán Csuti Suzuki Swift  
 1.4 Turbo M1RA 1.6 M1RA

Lap D	Time	Sector 1	Sector 2	Sector 3	T. Spd	Elapsed	Lap D	Time	Sector 1	Sector 2	Sector 3	T. Spd	Elapsed
1	18:49:27.486	18:47:59.480	50.408	37.598		18:49:27.486	1	18:49:59.857	18:48:24.403	54.661	40.793		18:49:59.857
2	2:14.764	48.953	48.513	37.298	169.8	18:51:42.250	2	2:19.559	51.025	50.557	37.977	154.5	18:52:19.416
3	2:13.992	48.570	48.608	36.814	169.5	18:53:56.242	3	2:17.175	50.219	49.018	37.938	157.4	18:54:36.591
4	2:23.525	48.291	52.823	42.411	167.4	18:56:19.767	4	2:17.175	50.128	49.117	37.930	157.2	18:56:53.766
5	2:23.835 P	47.869	48.512	47.454	170.8	18:58:43.602	5	2:17.416	50.494	49.126	37.796	155.8	18:59:11.182
6	4:20.490	2:53.742	49.273	37.475		19:03:04.092	6	2:22.251 P	50.453	48.999	42.799	154.7	19:01:33.433
7	2:12.745	47.809	48.106	36.830	169.5	19:05:16.837	7	4:57.339	3:28.809	48.955	39.575		19:06:30.772
8	2:24.515	49.339	53.909	41.267	169.2	19:07:41.352	8	2:17.253	50.207	48.808	38.238	155.8	19:08:48.025
9	2:13.126	47.995	48.221	36.910	169.2	19:09:54.478	9	2:17.108	50.653	48.693	37.762	152.3	19:11:05.133
10	2:14.837	47.921	47.886	39.030	169.5	19:12:09.315	10	2:17.078	50.325	49.000	37.753	154.5	19:13:22.211
11	2:15.702	48.104	49.987	37.611	168.4	19:14:25.017	11	2:16.763	50.227	48.681	37.855	154.5	19:15:38.974
12	2:14.811	47.911	49.466	37.434	169.8	19:16:39.828	12	2:16.614	50.247	48.663	37.704	153.8	19:17:55.588
13	2:13.388	48.010	48.122	37.256	167.9	19:18:53.216	13	2:45.778 P	1:00.924	55.968	48.886	137.0	19:20:41.366
14	2:43.705 P	59.575	54.518	49.612	138.2	19:21:36.921							





**Hungaroring**  
**Swift Cup Europe**  
**Free Practice**  
**Lap Analysis**



**533** Attila Bucsi Suzuki Swift **569** Ábel Sánta Suzuki Swift  
 1.4 turbo M1RA 1.6 GFS Racing Team

Lap D	Time	Sector 1	Sector 2	Sector 3	T. Spd	Elapsed	Lap D	Time	Sector 1	Sector 2	Sector 3	T. Spd	Elapsed
1	18:49:20.673	18:47:55.808	48.377	36.488		18:49:20.673	1	18:50:25.432	18:48:37.416	1:02.566	45.450		18:50:25.432
2	2:10.986	47.486	47.250	36.250	170.8	18:51:31.659	2	2:37.278	56.874	59.305	41.099	133.1	18:53:02.710
3	2:10.586	47.262	47.168	36.156	169.8	18:53:42.245	3	2:25.638	52.833	54.026	38.779	150.2	18:55:28.348
4	2:10.599	47.294	47.105	36.200	170.8	18:55:52.844	4	2:24.214	51.990	53.621	38.603	152.1	18:57:52.562
5	2:10.766	47.362	47.236	36.168	171.4	18:58:03.610	5	2:33.939 P	51.953	52.957	49.029	151.0	19:00:26.501
6	2:20.866 P	47.022	47.260	46.584	171.9	19:00:24.476	6	3:52.320	2:19.574	53.950	38.796		19:04:18.821
7	3:48.578	2:21.616	49.720	37.242		19:04:13.054	7	2:24.745	51.900	53.632	39.213	151.8	19:06:43.566
8	2:10.972	47.140	47.010	36.822	171.9	19:06:24.026	8	2:23.981	52.004	53.014	38.963	150.4	19:09:07.547
9	2:09.960	46.811	47.074	36.075	171.9	19:08:33.986	9	2:28.084	52.109	55.218	40.757	150.8	19:11:35.631
10	2:10.232	46.966	47.180	36.086	171.1	19:10:44.218	10	2:25.000	52.003	53.359	39.638	151.4	19:14:00.631
11	2:21.274 P	46.931	48.117	46.226	171.9	19:13:05.492	11	2:22.653	51.202	51.991	39.460	153.1	19:16:23.284
12	3:32.628	2:08.027	47.394	37.207		19:16:38.120	12	2:25.041	51.838	53.823	39.380	150.6	19:18:48.325
13	2:11.178	46.864	47.141	37.173	171.4	19:18:49.298	13	2:44.422 P	1:00.010	56.511	47.901	122.0	19:21:32.747
14	2:41.363 P	57.618	54.956	48.789	133.8	19:21:30.661							

**565** Ferenc Hartmann Suzuki Swift **586** Aleks Sówka Suzuki Swift  
 1.6 GFS Racing Team 1.4 Turbo Darek Nowicki Racing

Lap D	Time	Sector 1	Sector 2	Sector 3	T. Spd	Elapsed	Lap D	Time	Sector 1	Sector 2	Sector 3	T. Spd	Elapsed
1	18:49:50.820	18:48:07.492	1:00.897	42.431		18:49:50.820	1	18:49:21.908	18:47:57.385	47.811	36.712		18:49:21.908
2	2:31.032	54.061	57.613	39.358	151.2	18:52:21.852	2	2:11.222	47.670	47.097	36.455	171.1	18:51:33.130
3	2:32.927	58.717	53.919	40.291	154.0	18:54:54.779	3	2:10.878	47.189	47.148	36.541	170.6	18:53:44.008
4	2:29.384		3:22.647	40.947	152.9	18:57:24.163	4	2:11.019	47.437	47.220	36.362	169.5	18:55:55.027
5	2:24.832	52.471	52.791	39.570	154.9	18:59:48.995	5	2:11.394	47.399	47.194	36.801	170.6	18:58:06.421
6	2:24.950		3:17.962	39.349	153.6	19:02:13.945	6	2:11.501	47.261	47.626	36.614	171.7	19:00:17.922
7	2:26.504	54.177	52.595	39.732	153.1	19:04:40.449	7	2:24.788 P	47.426	47.554	49.808	169.5	19:02:42.710
8	2:24.820	52.344	52.612	39.864	154.2	19:07:05.269	8	3:45.861	2:22.096	47.249	36.516		19:06:28.571
9	2:23.139		3:16.452	39.163	153.8	19:09:28.408	9	2:11.303	47.286	47.383	36.634	170.0	19:08:39.874
10	2:23.639		5:39.804	39.450	153.1	19:11:52.047	10	2:11.001	47.292	47.268	36.441	169.5	19:10:50.875
11	2:23.632		8:03.805	39.081	153.4	19:14:15.679	11	2:11.319	47.355	47.367	36.597	169.5	19:13:02.194
12	2:24.880		10:27.322	40.444	152.5	19:16:40.559	12	2:11.143	47.230	47.318	36.595	170.0	19:15:13.337
13	2:23.960		12:52.715	39.011	156.2	19:19:04.519	13	2:11.066	47.151	47.384	36.531	169.2	19:17:24.403
14	2:53.979 P	59.531	58.896	55.552	141.1	19:21:58.498	14	2:56.974 P	59.687	58.209	59.078	125.5	19:20:21.377

**566** Fabian Dybionka Suzuki Swift **599** Kacper Osek Suzuki Swift  
 1.6 Darek Nowicki Racing 1.4 Turbo Darek Nowicki Racing

Lap D	Time	Sector 1	Sector 2	Sector 3	T. Spd	Elapsed	Lap D	Time	Sector 1	Sector 2	Sector 3	T. Spd	Elapsed
1	18:49:39.379	18:48:01.146	56.446	41.787		18:49:39.379	1	18:50:05.018 P	18:48:23.543	54.690	46.785		18:50:05.018
2	2:28.794	57.688	52.335	38.771	157.2	18:52:08.173	2	2:47.211	1:18.291	51.659	37.261		18:52:52.229
3	2:20.383	51.307	50.872	38.204	157.8	18:54:28.556	3	2:15.209	48.630	48.950	37.629	165.8	18:55:07.438
4	2:18.820	50.468	50.385	37.967	154.9	18:56:47.376	4	2:14.994	48.523	48.596	37.875	166.6	18:57:22.432
5	2:25.347	53.844	53.581	37.922	154.9	18:59:12.723	5	2:13.901	48.313	48.239	37.349	166.4	18:59:36.333
6	2:17.594	49.944	49.603	38.047	159.2	19:01:30.317	6	2:14.309	48.371	48.303	37.635	167.4	19:01:50.642
7	2:27.115	52.631	51.928	42.556	155.8	19:03:57.432	7	2:37.181 P	50.437	48.711	58.033	156.5	19:04:27.823
8	2:34.170	52.796	52.352	49.022	154.9	19:06:31.602	8	4:20.485	2:54.818	48.648	37.019		19:08:48.308
9	2:21.087	50.543	51.174	39.370	156.9	19:08:52.689	9	2:13.489	48.048	48.316	37.125	168.7	19:11:01.797
10	2:18.997	50.351	50.437	38.209	156.2	19:11:11.686	10	2:13.005	47.965	47.946	37.094	169.0	19:13:14.802
11	2:23.713	52.141	51.551	40.021	156.0	19:13:35.399	11	2:13.601	48.296	48.047	37.258	168.7	19:15:28.403
12	2:25.927	50.377	56.101	39.449	156.7	19:16:01.326	12	2:13.140	47.896	48.011	37.233	168.2	19:17:41.543
13	2:38.462 P	51.050	52.329	55.083	155.1	19:18:39.788	13	2:42.295 P	54.962	51.162	56.171	136.3	19:20:23.838





**Hungaroring**  
**Swift Cup Europe**  
**Free Practice**  
**Best Sectors Results**



Sector - 1			Sector - 2			Sector - 3			Ideal Lap vs Best Lap						
Clas	Nº	Driver	Time	Nº	Driver	Time	Nº	Driver	Time	Clas	Nº	Driver	Ideal Lap	Best Lap	Clas
1	53	Attila Bucsi	46.811	533	Attila Bucsi	47.010	533	Attila Bucsi	36.075	1	533	Attila Bucsi	2:09.896	2:09.960	1
2	14	Fabian Ohrfandl	46.959	586	Aleks Sówka	47.097	146	Fabian Ohrfandl	36.272	2	146	Fabian Ohrfandl	2:10.585	2:10.695	2
3	58	Aleks Sówka	47.151	164	Martin Zellhofer	47.121	586	Aleks Sówka	36.362	3	586	Aleks Sówka	2:10.610	2:10.878	3
4	17	Philipp Dietrich	47.631	146	Fabian Ohrfandl	47.354	171	Philipp Dietrich	36.428	4	164	Martin Zellhofer	2:11.445	2:11.817	4
5	16	Martin Zellhofer	47.635	171	Philipp Dietrich	47.483	164	Martin Zellhofer	36.689	5	171	Philipp Dietrich	2:11.542	2:12.083	5
6	50	Móric Csermely	47.809	505	Balázs Hartmann	47.624	505	Balázs Hartmann	36.707	6	505	Balázs Hartmann	2:12.249	2:12.583	6
7	59	Kacper Osek	47.896	507	Móric Csermely	47.886	507	Móric Csermely	36.814	7	507	Móric Csermely	2:12.509	2:12.745	7
8	11	Christoph Zellhofer	47.911	110	Christoph Zellhofer	47.904	511	Krisztián Füge	36.906	8	110	Christoph Zellhofer	2:12.740	2:12.888	8
9	50	Balázs Hartmann	47.918	599	Kacper Osek	47.946	110	Christoph Zellhofer	36.925	9	599	Kacper Osek	2:12.861	2:13.005	9
10	10	Michael Mayr	48.085	511	Krisztián Füge	48.619	599	Kacper Osek	37.019	10	511	Krisztián Füge	2:13.741	2:14.067	10
11	51	Krisztián Füge	48.216	107	Michael Mayr	48.642	107	Michael Mayr	37.241	11	107	Michael Mayr	2:13.968	2:14.432	11
12	11	Maximilian Mayr	48.223	513	Zoltán Csuti	48.663	112	Maximilian Mayr	37.250	12	112	Maximilian Mayr	2:14.664	2:14.906	12
13	56	Fabian Dybionka	49.944	112	Maximilian Mayr	49.191	513	Zoltán Csuti	37.704	13	513	Zoltán Csuti	2:16.495	2:16.614	13
14	51	Zoltán Csuti	50.128	566	Fabian Dybionka	49.603	566	Fabian Dybionka	37.922	14	566	Fabian Dybionka	2:17.469	2:17.594	14
15	50	Balázs György	50.668	504	Balázs György	50.215	504	Balázs György	38.255	15	504	Balázs György	2:19.138	2:19.671	15
16	50	Gábor Együd	51.149	508	Gábor Együd	50.624	508	Gábor Együd	38.262	16	508	Gábor Együd	2:20.035	2:20.393	16
17	56	Ábel Sánta	51.202	569	Ábel Sánta	51.991	569	Ábel Sánta	38.603	17	569	Ábel Sánta	2:21.796	2:22.653	17
18	56	Ferenc Hartmann	52.344	565	Ferenc Hartmann	52.595	565	Ferenc Hartmann	39.011	18	565	Ferenc Hartmann	2:23.950	2:23.139	18



**Hungaroring**  
**Swift Cup Europe**  
**Free Practice**  
**Best 5 Lap Times**



Cls	N°	Driver	Nat	Team	Nat	Vehicle	Cat	Cls	Best 1		Best 2		Best 3		Best 4		Best 5	
									Time	Lap	Time	Lap	Time	Lap	Time	Lap	Time	Lap
1	533	Attila Bucsi	HUN	M1RA	HUN	Suzuki Swift	1.4 Turbo	1	2:09.960	9	2:10.232	10	2:10.586	3	2:10.599	4	2:10.766	5
2	146	Fabian Ohrfandl	AUT	Suzuki Team Austria	AUT	Suzuki Swift	1.4 Turbo	1	2:10.695	3	2:11.107	11	2:11.353	7	2:11.362	8	2:11.569	9
3	586	Aleks Sówka	POL	Darek Nowicki Racing	POL	Suzuki Swift	1.4 Turbo	2	2:10.878	3	2:11.001	10	2:11.019	4	2:11.066	13	2:11.143	12
4	164	Martin Zellhofer	AUT	Suzuki Team Austria	AUT	Suzuki Swift	1.4 Turbo	3	2:11.817	9	2:12.195	12	2:12.218	11	2:12.694	13	2:12.830	8
5	171	Philipp Dietrich	AUT	Suzuki Team Austria	AUT	Suzuki Swift	1.4 Turbo	4	2:12.083	14	2:12.172	12	2:12.205	2	2:12.307	13	2:12.321	3
6	505	Balázs Hartmann	HUN	GFS Racing Team	HUN	Suzuki Swift	1.4 Turbo	5	2:12.583	9	2:12.717	12	2:12.998	10	2:13.062	4	2:13.403	6
7	507	Móric Csermely	HUN	M1RA	HUN	Suzuki Swift	1.4 Turbo	6	2:12.745	7	2:13.126	9	2:13.388	13	2:13.992	3	2:14.764	2
8	110	Christoph Zellhofer	AUT	Suzuki Team Austria	AUT	Suzuki Swift	1.4 Turbo	7	2:12.888	3	2:13.089	14	2:13.164	4	2:13.215	13	2:13.351	12
9	599	Kacper Osek	POL	Darek Nowicki Racing	POL	Suzuki Swift	1.4 Turbo	8	2:13.005	10	2:13.140	12	2:13.489	9	2:13.601	11	2:13.901	5
10	511	Krisztián Füge	HUN	Wixxico	HUN	Suzuki Swift	1.4 Turbo	9	2:14.067	5	2:14.628	4	2:14.730	6	2:14.889	7	2:14.970	10
11	107	Michael Mayr	AUT	Suzuki Team Austria	AUT	Suzuki Swift	1.4 Turbo	10	2:14.432	6	2:14.786	8	2:15.041	3	2:15.318	10	2:15.328	5
12	112	Maximilian Mayr	AUT	Suzuki Team Austria	AUT	Suzuki Swift	1.4 Turbo	11	2:14.906	6	2:15.211	7	2:15.646	9	2:15.750	13	2:15.791	11
13	513	Zoltán Csuti	HUN	M1RA	HUN	Suzuki Swift	1.6	1	2:16.614	12	2:16.763	11	2:17.078	10	2:17.108	9	2:17.175	3
14	566	Fabian Dybionka	POL	Darek Nowicki Racing	POL	Suzuki Swift	1.6	2	2:17.594	6	2:18.820	4	2:18.997	10	2:20.383	3	2:21.087	9
15	504	Balázs György	HUN	George Racing Team	HUN	Suzuki Swift	1.6	3	2:19.671	12	2:20.260	8	2:20.487	11	2:20.580	10	2:21.363	5
16	508	Gábor Együd	HUN	GFS Racing Team	HUN	Suzuki Swift	1.6	4	2:20.393	8	2:20.431	9	2:20.834	11	2:21.025	12	2:21.029	7
17	569	Ábel Sánta	HUN	GFS Racing Team	HUN	Suzuki Swift	1.6	5	2:22.653	11	2:23.981	8	2:24.214	4	2:24.745	7	2:25.000	10
18	565	Ferenc Hartmann	HUN	GFS Racing Team	HUN	Suzuki Swift	1.6	6	2:23.139	9	2:23.632	11	2:23.639	10	2:23.960	13	2:24.820	8





**Hungaroring**  
**Swift Cup Europe**  
**Free Practice**  
**Best 5 Top Speeds**









Cls	N°	Driver	Nat	Team	Nat	Vehicle	Cat	Cls	Top 1		Top 2		Top 3		Top 4		Top 5		Avg
									Km/h	Lap	Km/h	Lap	Km/h	Lap	Km/h	Lap	Km/h	Lap	
1	146	Fabian Ohrfandl	AUT	Suzuki Team Austria	AUT	Suzuki Swift	1.4 Turbo	1	173.6	2	171.7	11	171.1	3	170.8	4	170.8	7	171.6
2	511	Krisztián Füge	HUN	Wixxico	HUN	Suzuki Swift	1.4 Turbo	2	173.0	7	172.8	6	169.0	3	168.7	5	168.2	10	170.3
3	164	Martin Zellhofer	AUT	Suzuki Team Austria	AUT	Suzuki Swift	1.4 Turbo	3	172.8	2	169.8	12	169.5	11	168.7	4	168.7	5	169.9
4	533	Attila Bucsi	HUN	M1RA	HUN	Suzuki Swift	1.4 Turbo	1	171.9	6	171.9	8	171.9	9	171.9	11	171.4	5	171.8
5	107	Michael Mayr	AUT	Suzuki Team Austria	AUT	Suzuki Swift	1.4 Turbo	4	171.7	13	170.6	2	169.0	8	168.7	3	168.4	4	169.7
6	586	Aleks Sówka	POL	Darek Nowicki Racing	POL	Suzuki Swift	1.4 Turbo	5	171.7	6	171.1	2	170.6	3	170.6	5	170.0	9	170.8
7	171	Philipp Dietrich	AUT	Suzuki Team Austria	AUT	Suzuki Swift	1.4 Turbo	6	171.4	2	169.8	4	169.0	13	168.7	10	168.4	7	169.4
8	507	Móric Csermely	HUN	M1RA	HUN	Suzuki Swift	1.4 Turbo	7	170.8	5	169.8	2	169.8	12	169.5	3	169.5	7	169.9
9	110	Christoph Zellhofer	AUT	Suzuki Team Austria	AUT	Suzuki Swift	1.4 Turbo	8	170.0	6	169.5	2	168.2	3	168.2	4	168.2	9	168.8
10	505	Balázs Hartmann	HUN	GFS Racing Team	HUN	Suzuki Swift	1.4 Turbo	9	169.8	11	169.0	2	168.2	7	168.2	9	167.9	6	168.6
11	112	Maximilian Mayr	AUT	Suzuki Team Austria	AUT	Suzuki Swift	1.4 Turbo	10	169.0	12	168.7	5	168.4	11	168.2	9	167.7	10	168.4
12	599	Kacper Osek	POL	Darek Nowicki Racing	POL	Suzuki Swift	1.4 Turbo	11	169.0	10	168.7	9	168.7	11	168.2	12	167.4	6	168.4
13	566	Fabian Dybionka	POL	Darek Nowicki Racing	POL	Suzuki Swift	1.6	1	159.2	6	157.8	3	157.2	2	156.9	9	156.7	12	157.6
14	504	Balázs György	HUN	George Racing Team	HUN	Suzuki Swift	1.6	2	157.4	7	156.0	10	155.8	6	155.8	11	155.3	9	156.1
15	513	Zoltán Csuti	HUN	M1RA	HUN	Suzuki Swift	1.6	3	157.4	3	157.2	4	155.8	5	155.8	8	154.7	6	156.2
16	565	Ferenc Hartmann	HUN	GFS Racing Team	HUN	Suzuki Swift	1.6	4	156.2	13	154.9	5	154.2	8	154.0	3	153.8	9	154.6
17	508	Gábor Együd	HUN	GFS Racing Team	HUN	Suzuki Swift	1.6	5	154.5	8	154.5	11	154.0	2	154.0	3	153.8	12	154.1
18	569	Ábel Sánta	HUN	GFS Racing Team	HUN	Suzuki Swift	1.6	6	153.1	11	152.1	4	151.8	7	151.4	10	151.0	5	151.9





Hungaroring  
 Swift Cup Europe  
 Free Practice  
**Fastest Laps Sequence**



Lap	Time of Day	Session Time	N°	Driver	Nat	Team	Nat	Vehicle	Cat	Time	Km/h
2	18:51:31.659	6:31.659	533	Attila Bucsi	 HUN	M1RA	 HUN	Suzuki Swift	1.4 turbo	<b>2:10.986</b>	120.4
3	18:53:42.245	8:42.245	533	Attila Bucsi	 HUN	M1RA	 HUN	Suzuki Swift	1.4 turbo	<b>2:10.586</b>	120.7
9	19:08:33.986	23:33.986	533	Attila Bucsi	 HUN	M1RA	 HUN	Suzuki Swift	1.4 turbo	<b>2:09.960</b>	121.3

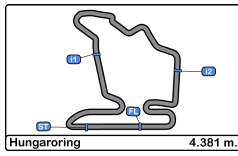




**Hungaroring**  
**Swift Cup Europe**  
**Free Practice**  
**Event Best Maximum Speed**



Nº	Driver	Nat	Team	Nat	Vehicle	Cat	Clas	Km/h	Session
146	Fabian Ohrfandi		Suzuki Team Austria		Suzuki Swift	1.4	1	173.6	Free Practice
511	Krisztián Füge		Wixxico		Suzuki Swift	1.4	2	173.0	Free Practice
164	Martin Zellhofer		Suzuki Team Austria		Suzuki Swift	1.4	3	172.8	Free Practice
533	Attila Bucsi		M1RA		Suzuki Swift	1.4	1	171.9	Free Practice
586	Aleks Sówka		Darek Nowicki Racing		Suzuki Swift	1.4	4	171.7	Free Practice
107	Michael Mayr		Suzuki Team Austria		Suzuki Swift	1.4	5	171.7	Free Practice
171	Philipp Dietrich		Suzuki Team Austria		Suzuki Swift	1.4	6	171.4	Free Practice
507	Móric Csermely		M1RA		Suzuki Swift	1.4	7	170.8	Free Practice
110	Christoph Zellhofer		Suzuki Team Austria		Suzuki Swift	1.4	8	170.0	Free Practice
505	Balázs Hartmann		GFS Racing Team		Suzuki Swift	1.4	9	169.8	Free Practice
599	Kacper Osek		Darek Nowicki Racing		Suzuki Swift	1.4	10	169.0	Free Practice
112	Maximilian Mayr		Suzuki Team Austria		Suzuki Swift	1.4	11	169.0	Free Practice
566	Fabian Dybionka		Darek Nowicki Racing		Suzuki Swift	1.6	1	159.2	Free Practice
513	Zoltán Csuti		M1RA		Suzuki Swift	1.6	2	157.4	Free Practice
504	Balázs György		George Racing Team		Suzuki Swift	1.6	3	157.4	Free Practice
565	Ferenc Hartmann		GFS Racing Team		Suzuki Swift	1.6	4	156.2	Free Practice
508	Gábor Együd		GFS Racing Team		Suzuki Swift	1.6	5	154.5	Free Practice
569	Ábel Sánta		GFS Racing Team		Suzuki Swift	1.6	6	153.1	Free Practice



**Hungaroring**  
**Swift Cup Europe**  
**Free Practice**  
**Pit Stop Analysis**



**146** Fabian Ohrfandl Suzuki Swift  
 1.4 Turbo Suzuki Team Austria

Nº	In Day Time	In Time	Out Time	Pit Time	T. Pit Time	Handicap	Penalty
1	18:56:01.383	18:56:01.383	18:59:11.313	3:09.930	3:09.930		

**164** Martin Zellhofer Suzuki Swift  
 1.4 Turbo Suzuki Team Austria

Nº	In Day Time	In Time	Out Time	Pit Time	T. Pit Time	Handicap	Penalty
1	19:00:55.143	19:00:55.143	19:02:27.042	1:31.899	1:31.899		

**505** Balázs Hartmann Suzuki Swift  
 1.4 Turbo GFS Racing Team

Nº	In Day Time	In Time	Out Time	Pit Time	T. Pit Time	Handicap	Penalty
1	19:03:02.680	19:03:02.680	19:04:34.698	1:32.018	1:32.018		

**507** Móric Csermely Suzuki Swift  
 1.4 Turbo M1RA

Nº	In Day Time	In Time	Out Time	Pit Time	T. Pit Time	Handicap	Penalty
1	18:58:40.566	18:58:40.566	19:00:35.090	1:54.524	1:54.524		

**508** Gábor Együd Suzuki Swift  
 1.6 GFS Racing Team

Nº	In Day Time	In Time	Out Time	Pit Time	T. Pit Time	Handicap	Penalty
1	18:54:37.623	18:54:37.623	18:56:00.527	1:22.904	1:22.904		

**511** Krisztián Füge Suzuki Swift  
 1.4 Turbo Wixxico

Nº	In Day Time	In Time	Out Time	Pit Time	T. Pit Time	Handicap	Penalty
1	19:05:56.414	19:05:56.414	19:10:07.230	4:10.816	4:10.816		

**513** Zoltán Csuti Suzuki Swift  
 1.6 M1RA

Nº	In Day Time	In Time	Out Time	Pit Time	T. Pit Time	Handicap	Penalty
1	19:01:30.278	19:01:30.278	19:04:13.121	2:42.843	2:42.843		

**533** Attila Bucsi Suzuki Swift  
 1.4 turbo M1RA

Nº	In Day Time	In Time	Out Time	Pit Time	T. Pit Time	Handicap	Penalty
1	19:00:21.592	19:00:21.592	19:01:50.225	1:28.633	1:28.633		
2	19:13:02.642	19:13:02.642	19:14:27.819	1:25.177	2:53.810		

**569** Ábel Sánta Suzuki Swift  
 1.6 GFS Racing Team

Nº	In Day Time	In Time	Out Time	Pit Time	T. Pit Time	Handicap	Penalty
1	19:00:23.386	19:00:23.386	19:01:58.260	1:34.874	1:34.874		

**586** Aleks Sówka Suzuki Swift  
 1.4 Turbo Darek Nowicki Racing

Nº	In Day Time	In Time	Out Time	Pit Time	T. Pit Time	Handicap	Penalty
1	19:02:39.646	19:02:39.646	19:04:20.432	1:40.786	1:40.786		

**599** Kacper Osek Suzuki Swift  
 1.4 Turbo Darek Nowicki Racing

Nº	In Day Time	In Time	Out Time	Pit Time	T. Pit Time	Handicap	Penalty
1	18:50:02.027	18:50:02.027	18:50:35.814	33.787	33.787		
2	19:04:11.686	19:04:11.686	19:06:33.228	2:21.542	2:55.329		

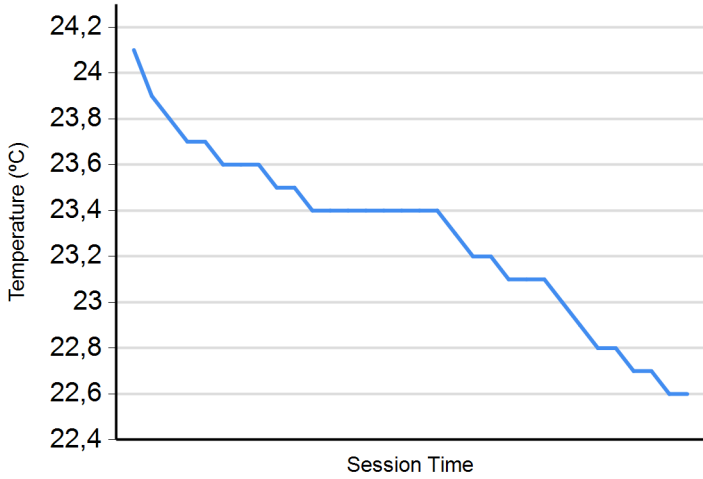




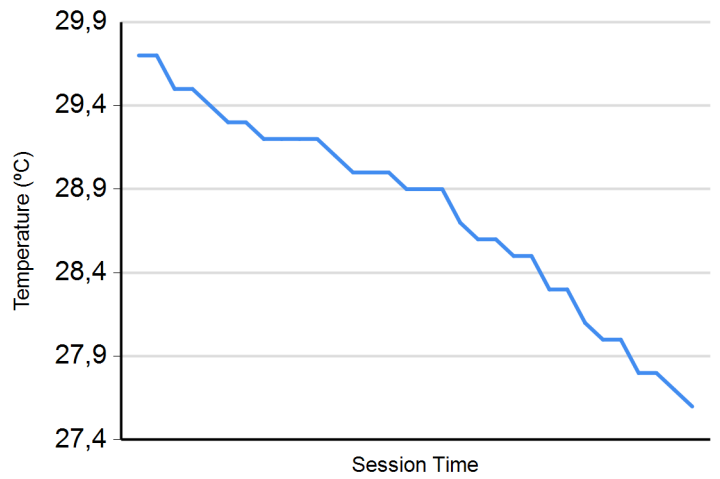
**Hungaroring**  
**Swift Cup Europe**  
**Free Practice**  
**Weather Report**



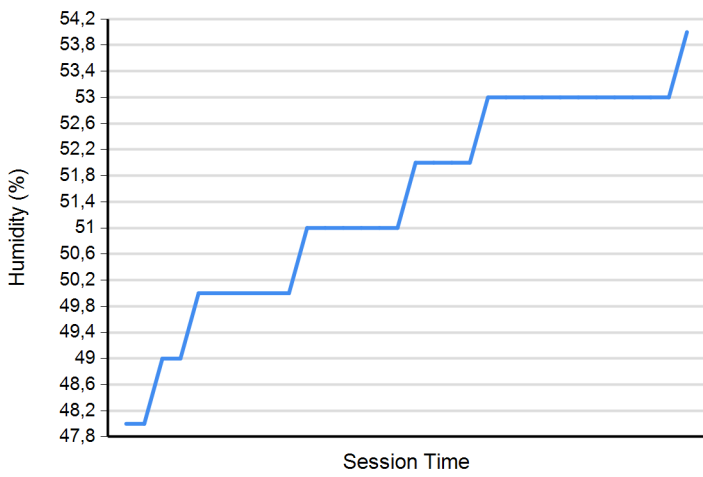
**Air Temperature**



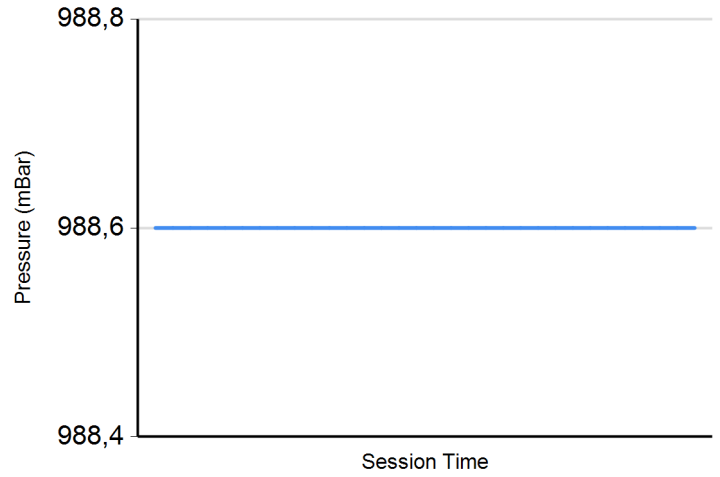
**Track Temperature**



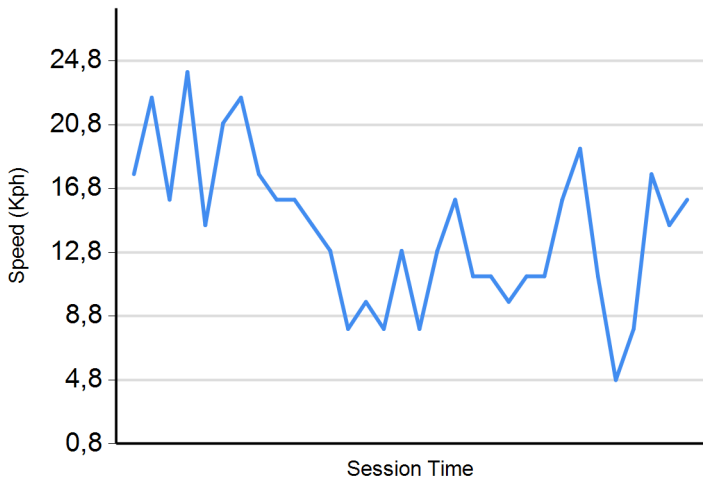
**Humidity**



**Pressure**



**Wind Speed**



**Wind direction**

North = 0°/360° Est = 90° South = 180° West = 270°

